

INTERNATIONAL VERSION

# POLARIS **RANGER**

## 2024

ACCESSORIES + APPAREL





# HARDEST WORKING. SMOOTHEST RIDING.

For the past two decades, RANGER has set the standard through unrivaled strength, unmatched capability and next-level comfort, making it the number one utility side-by-side for over 10-years running.

## 2021 LINEUP

### 2021 NORTHSTAR EDITIONS

P. 2

SEE P. 2-5 FOR DETAILS

### XP 1000 & 1000 3-SEAT & CREW

P. 16



### 570 FULL-SIZE 3-SEAT & CREW

P. 64



### 570/500 MID-SIZE 2-SEAT & CREW

P. 66



### RANGER 150 YOUTH

P. 76



## CONTENTS

### 2021 NORTHSTAR EDITIONS

2

### XP 1000 & 1000 3-SEAT & CREW

16

ROOFS	18
WINDSHIELDS	20
REAR PANELS	22
DOORS	24
CAB COMFORT & CONVENIENCE	26
ELECTRICAL ACCESSORIES	28
WINCHES	30
PROTECTION	32
TECHNOLOGY	34
STORAGE	38

### COMMON ACCESSORIES

42

COOLERS	42
HUNT	44
COLD WEATHER	46
PLOWS	48
LIGHTING	52
WHEELS & TIRES	54

### 570 FULL-SIZE 3-SEAT & CREW

64

### 570/500 MID-SIZE 2-SEAT & CREW

66

ROOFS & DOORS	68
WINDSHIELDS & REAR PANELS	70
CONVENIENCE & PROTECTION	72
WINCHES	73
STORAGE	74

### RANGER 150 YOUTH

76

### PARTS & GARAGE

78

MAINTENANCE	78
OIL & LUBRICANTS	80
MAINTENANCE FLUIDS	82
SERVICE PARTS	84
HO PARTS	86
BATTERIES & TIRE SEALANT	88
VEHICLE CARE & TRAILERING	90
POLARIS POWER	92

### APPAREL & HELMETS

96

OUTERWEAR & PROTECTION	96
LIFESTYLE & CAPS	102
CAMO & GIFTS	104



# RANGER XP 1000 NORTHSTAR

## OFF-ROAD CLIMATE CONTROL

Be in control of your comfort with standard Pro Shield cab system, heat, air conditioning, and more. Polaris RANGER XP 1000 NorthStar helps you finish whatever task you set out to do, no matter the weather conditions. Take your NorthStar to the next level with hundreds of accessories to choose based on your riding needs.

### DO MORE:

#### PROTECTION

Protect the front and rear of your RANGER from whatever obstacles you may encounter off-road.  
P. 32

#### AUDIO

Customize your audio system to listen to your favorite songs on the trails.  
P. 34

#### LIGHTING

Extend the day and work longer with easy-to-install powerful lighting.  
P. 52

#### STORAGE

Leave nothing behind with the limitless customization of Lock & Ride storage.  
P. 38

#### WHEELS & TIRES

Select wheels and tires custom built for your riding style and the terrain you ride in.  
P. 54

## UPGRADE YOUR NORTHSTAR

### RANGER XP 1000 FAMILY

You've got the essentials straight from the factory—but why stop there? Get the most out of your NorthStar with additional Polaris Engineered accessories to fit your riding needs. Add the **MUST HAVES** for top-selling accessories or **UTILITY** to optimize for the toughest outdoor jobs. Or, pick and choose your favorite accessories to make it your own.



#### NORTHSTAR PREMIUM COMES STANDARD WITH:

Heating & Air Conditioning HVAC System  
Polaris Pro 4,500 lb. Winch  
Sport Roof with Premium Liner & Dome Light  
Lock & Ride Glass Windshield with Wiper/Washer System  
Lock & Ride Glass Rear Panel  
Premium Manual Crank Window Doors



#### NORTHSTAR ULTIMATE COMES STANDARD WITH:

Heating and Air Conditioning HVAC System  
Ride Command 7" Infotainment System  
Pro Shield Full Glass Tip-Out Windshield with Wiper/Washer System  
Power Window Doors  
Polaris Pro 4,500 lb. Winch  
Sport Roof with Premium Liner & Dome Light  
Lock & Ride Glass Panel  
LED Headlights  
29" Tires

	PART NUMBER	PRODUCT NAME	PAGE NUMBER
MUST HAVES	2882531	Upper Front Brushguard	P. 32
	2882529	Rear Brushguard	P. 32
	2882690	Front Hood Storage Rack	P. 38
	2883279	Lock & Ride Storage Box	P. 41
	2883230	Polaris PULSE Wiring Harness - 1 Light Bar	P. 29
	2882077	Pro Armor 84 cm - Combo LED Light Bar	P. 63
UTILITY	2883265	Work Beacon LED Light	P. 27
	2883230	Polaris PULSE Wiring Harness - 1 Light Bar	P. 29
	2882752	Lock & Ride Bed Extender/Divider	P. 38
	2884141	Electronic Cargo Box Lift	P. 40
	2882384	Pro Armor Wheel & Tire Set: Buckle & Harvester, 27R14	P. 60

**TAKE ADVANTAGE** of your off-road climate control with winter and plow accessories on P. 48





# TAKE YOUR 2021 RANGER NORTHSTAR TO THE NEXT LEVEL



Customize your experience by adding key accessories.

## WINTER RANGER 1000

### MOST POPULAR ADD-ONS

RANGER PRO SHIELD	
CAB SYSTEM	P. 12
PROTECTION	P. 32
COLD WEATHER	P. 46
LIGHTING	P. 52
WHEELS & TIRES	P. 54



## RIDE COMMAND RANGER XP 1000


### MOST POPULAR ADD-ONS

RANGER PRO SHIELD	
CAB SYSTEM	P. 12
STORAGE	P. 38
COLD WEATHER	P. 46
LIGHTING	P. 52



RIDE COMMAND





KEEP YOUR  
**STANDARDS**  
HIGH. WE DO.

DESIGNED



Designed by the same people who designed your vehicle.

TESTED



Extensively tested in the field so you ride with 100% confidence.

TRUSTED




65 years in the business. The #1 name in Off-Road.

WE HOLD OUR  
PARTNERS TO THE  
SAME STANDARDS

**PRO ARMOR**

WHEELS, TIRES & LIGHTING DESIGNED WITH  
POLARIS TO MAXIMIZE PERFORMANCE

P. 52 LIGHTING, P. 54 TIRES & WHEELS

**MBQUART**

IGNITE AND FUEL YOUR PASSION FOR PRECISE  
QUALITY SOUND REPRODUCTION

P. 34

**RIGID**

PRODUCTS SO GOOD THEY REPLACE  
OR REPAIR THEM FOR LIFE

P. 52

**KOLPIN**  
OUTDOORS

MAKING PRODUCTS FOR AVID  
SPORTSMEN SINCE 1943

P. 44



# RANGER XP 1000 & 1000 #1 TRUSTED UTV

BY FARMERS, RANCHERS, HUNTERS  
AND HOMEOWNERS FOR MORE THAN A DECADE.

INDUSTRY-LEADING ACCESSORIES  
**ENGINEERED TO DO MORE**  
FOR EVERY KIND OF JOB BIG OR SMALL

## INDUSTRY-LEADING COMFORT

LEVERAGE THE FULL CAPABILITIES  
OF YOUR MACHINE YEAR-ROUND.



## SUPERIOR INTEGRATION

MAKE WORK EASIER WITH YOUR VEHICLE BUILT  
TO ADD ESSENTIAL ACCESSORIES FOR ANY JOB.



**WINCHES**



**PLOW SYSTEM**



**ELECTRICAL SYSTEM**



## DO MORE

TACKLE ANY JOB AND LEAVE  
NOTHING BEHIND.

**LOOK & RIDE**





# ENGINEERED FOR MORE

**POLARIS**  
ENGINEERED

**HARDEST WORKING, SMOOTHEST RIDING.** RANGER is the world's most trusted, most capable, work partner in the world. Developed and tested along with the vehicle, Polaris Engineered Accessories are designed for seamless integration and simple installation to get more done, year-round.

## SUPERIOR INTEGRATION

**PRO** PRO HEAVY DUTY SERIES

### WINCHES

P. 30

#### INTEGRATED WINCH MOUNT & PRE-WIRED

Designated mounting points and pre-wired connectors ensure a perfect fit and the strongest place to attach the Polaris Engineered winch - the most dependable winch for your RANGER. With wiring built right into the vehicle, we made this the easiest RANGER winch ever made to install.

**#GLACIER**

PLOW SYSTEM

P. 48

#### INTEGRATED PLOW MOUNT

The attachment points for the best-in-class Glacier Plow System are integrated right at the factory and feature an innovative drive-up and go installation process.

**POLARIS**  
**PULSE**  
Electrical System

P. 28

#### PLUG & PLAY ELECTRICAL

A revolution in electrical accessory integration, the Polaris PULSE Electrical System allows for a simple Plug & Play approach for adding power to Polaris Engineered Accessories.

## DO MORE

**LOCK & RIDE**

P. 38

#### CARGO BOX VERSATILITY

Lock & Ride mounting locations allow for limitless customization to let you work the way you want.

## INDUSTRY-LEADING COMFORT

#### OUR BEST SEALING CAB

With the profile channels engineered into the roll cage, body plastics molded to seal and cab accessories designed to keep the elements out, the RANGER Pro Shield Cab System offers a new level of interior comfort.

**RANGER**  
**PRO SHIELD**  
CAB SYSTEM

P. 12





## INDUSTRY-LEADING COMFORT

Look for the RANGER PRO SHIELD Logo for the 4 components to customize your RANGER with our best sealing cab.



### ULTIMATE CLARITY

Tempered safety glass, clear to see through and shatterproof.

### COLOR MATCHED

Key color matched accent panels available for all XP 1000 & 1000 models.

### PROTECTION

Inner & outer shells are made from high-quality, injection-molded plastics using a state-of the art process to shield from the elements and more.

### EASY-ON/OFF HINGES

Once installed, the pin system allows for easy on & off.

### DURABLE CONSTRUCTION

With a 2.5 cm tube steel frame these doors can handle the rigors of the off-road.



### A FRAME DESIGNED FOR A CAB

All RANGER cab components fit perfectly to the contours of the RANGER XP 1000 and RANGER 1000 profile tube cab frame, floor and body panels, allowing for a 360° gasket seal, seamless fit and installation providing unprecedented protection from the elements.

AVAILABLE FOR  
**RANGER XP 1000  
& RANGER 1000**

**1** CHOOSE YOUR ROOF  
P. 18

**2** CHOOSE YOUR WINDSHIELD  
P. 20

**3** CHOOSE YOUR REAR PANEL  
P. 22

**4** CHOOSE YOUR DOORS  
P. 24

## NEXT-LEVEL INTERIOR COMFORT

Add a new level of interior comfort by adding a RANGER Pro Shield Cab System – tested to military standards. Seal out dust, water, and noise by selecting a roof, windshield, rear panel, and set of doors. Extend your work day or trail ride while protecting you and your passengers from the elements.



### RAIN

Rest assured that you and your passengers will stay dry and comfortable on rainy days



### SNOW

Keep cold wind and snow out in winter months



### DUST

Reduce dust swirl in the cab of your RANGER for increased comfort and visibility



# SUPERIOR INTEGRATION

**POLARIS**  
ENGINEERED

Right from the factory, your vehicle is built to make essential accessories like winches and plows easy to use day-in and day-out. Mounting brackets are designed into the oversized factory bumper and wiring is routed securely and properly. When it comes to RANGER, Polaris Engineered Accessories make work easier so you can get more done.

**PRO** PRO HEAVY DUTY SERIES

**H-D** HEAVY DUTY SERIES



WINCHES P. 30

## POLARIS ENGINEERED WINCH FEATURES



Tested **1,200+** pulls at max load, it works when you need it to



Built to withstand **-29° C** temperatures



Sealed motor & heavy duty gears **OPERATE FULLY SUBMERGED UNDERWATER**



**MILITARY** tested & approved

## PRE-WIRED CHASSIS

Dash mounted controls and wiring are installed at the factory. Mount the winch, connect the wires and trust that everything is routed safely, securely, and properly.

## NO NEED TO CUT PANELS

## FULLY INTEGRATED MOUNT & WIRING

## GLACIER PLOW SYSTEM



P. 48

## GLACIER FEATURES



To install the plow, simply lift the mount lock handle and pull forward



No loss of factory ground clearance when not plowing



Don't have to crawl under the machine to release the plow blade from the vehicle



No trimming of vehicle plastic or fascia required to mount plow or winch

ANGLE YOUR BLADE  
RIGHT FROM YOUR SEAT

**25°**  
LEFT AND RIGHT





# MAKE IT YOURS.

WORK HARD AND GET IT DONE with Polaris Engineered Accessories for your RANGER. Start with the ultimate in all-season performance and comfort with the best cab components in the industry. Find everything you need to outfit your RANGER for the task at hand.



## RANGER XP 1000 / RANGER 1000 RANCH

2883265	Work Beacon LED Light	P. 27
2882752	 Bed Extender/Divider	P. 38
2882910	Dual Bin Under Seat Dry Storage Box	P. 26
2882753	8-Vent Heater & Defrost System	P. 26
2883121	Rigid SR-Series 25 cm Spot LED Light	P. 52
2882710	Polaris PRO HD 2,722 kg Winch with Rapid Rope Recovery	P. 31
2882531	Upper Front Brushguard	P. 32
2881531	 Tip-Down Headache Rack	P. 38
2882529	Rear Brushguard	P. 32
2883148	Pro Armor Wheel & Tire Set: Dual Threat & Buckle - Accent	P. 61




## RANGER XP 1000 / RANGER 1000 BIG GAME

2883265	Work Beacon LED Light	P. 27
2884107	 Kolpin Rhino Grip PRO	P. 45
2882077	Pro Armor 84 cm - Combo LED Light Bar	P. 53
2882753	8-Vent Heater & Defrost System	P. 26
2882710	Polaris PRO HD 2,722 kg Winch with Rapid Rope Recovery	P. 31
2882690	Front Hood Storage Rack	P. 38
2883157	Pro Armor Wheel & Tire Set: Attack 2.0 & Flare - Matte Black	P. 60







## RANGER XP 1000 / RANGER 1000 WATERFOWL

2883265	Work Beacon LED Light	P. 27
2883263	In-Cab Gun Mount	P. 45
2884271	Pro Armor Wheel & Tire Set: Mud XC & Shackle - Matte Black	P. 60
2882076	Pro Armor 5x5 cm Cube - LED Spot Light (x2)	P. 52
2882711	Polaris PRO HD 2,041 kg Winch with Rapid Rope Recovery	P. 31
2882690	Front Hood Storage Rack	P. 38
2882177	 CargoMax System	P. 38



## RANGER XP 1000 / RANGER 1000 CRAFTSMAN

2881485	Cargo Bed Mat	P. 40
2879354	 Chainsaw Mount	P. 40
2882752	 Bed Extender/Divider	P. 38
2882077	Pro Armor 84 cm - Combo LED Light Bar	P. 53
2882711	Polaris PRO HD 2,041 kg Winch with Rapid Rope Recovery	P. 31
2877033	 Storage Box	P. 41
2882384	Wheel & Tire Set: Pro Armor Harvester & Buckle - Matte Black	P. 60
2881533	 Tool Rack	P. 41

COMPLETE LIGHTING WITH REQUIRED LIGHT BAR HARNESES, SEE P. 52-53




ROOFS

POLARIS ENGINEERED  
ADVANTAGES

POLY VS STEEL\*

- Water run-off
- Polaris PULSE Plug & Play
- Liner ready
- Lightweight

- Heavy duty/durable
- Low profile
- Unique style



PREMIUM  
FINISH &  
QUIETER RIDE



SEALED  
COVERAGE



REDUCE  
STANDING  
WATER



EASY AND FAST  
INSTALLATION

TO SHIELD AGAINST DRIVING RAIN OR THE BLISTERING SUN,  
a roof is the first must-have of the Polaris Engineered cab  
components. Choose from poly or steel, and get on your way  
with protective peace of mind.



POLY

Lightweight, durable and  
impact-resistant. A poly  
roof can take the abuse of a  
tough trail and still protect.

PREMIUM ROOF - POLY

» POLARIS PURSUIT CAMO • 2882913

» TOP SELLER BLACK • 2882912

XP 1000 '17-21, 1000 '20-21

INCLUDES ROOF LINER



SPORT ROOF - POLY TOP SELLER

» BLACK • 2882911

XP 1000 '17-21, 1000 '20-21



LINERS

Get a touch of premium  
comfort, reduce cab noise  
and hide wiring.  
Included with Premium Poly Roofs.

PREMIUM ROOF LINER

» 2882914

XP 1000 '17-21, 1000 '20-21

WORKS WITH 2882911, 2882912, 2882913



PREMIUM ROOF CREW - POLY

» POLARIS PURSUIT CAMO • 2883277

CREW XP 1000 '17-21, CREW 1000 '20-21

ROOF LINER INCLUDED WITH CAMO



SPORT ROOF CREW - POLY TOP SELLER

» BLACK • 2883274

CREW XP 1000 '17-21, CREW 1000 '20-21



PREMIUM ROOF LINER - CREW

» 2883457

CREW XP 1000 '17-21, CREW 1000 '20-21



POLARIS PULSE PLUG & PLAY

STEEL ROOFS NOT COMPATIBLE WITH OVERHEAD PULSE

ADD POWER TO PREMIUM & SPORT ROOFS P. 28

STEEL

For the ultimate in strength  
and protection.

HD ROOF - STEEL

» 2879881

XP 1000 '17-21, 1000 '20-21

NOT COMPATIBLE WITH ROOF PULSE SYSTEM

ROOF LINER INCLUDED

HD ROOF CREW - STEEL

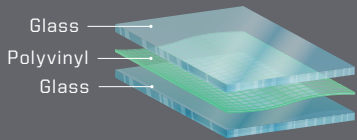
» 2880334

CREW XP 1000 '17-21, CREW 1000 '20-21

NOT COMPATIBLE WITH PULSE BAR



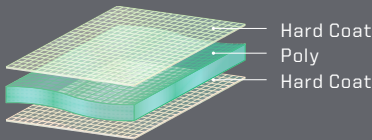




GLASS VS POLY

- Superior optical clarity (automotive level)
- Scratch-resistant
- Curved to fit, seals tight
- Cold weather/heavy duty
- Wiper ready

- Lightweight, flexible, easy to store/remove
- Impact-resistant
- 360° seal keeps out rain and dust



LOCK & RIDE  
EASY AND FAST  
INSTALLATION



AIRTIGHT  
GASKET SEAL



MULTI-  
FUNCTION  
FEATURES



HARD COAT POLY // 30X MORE SCRATCH-RESISTANT



WIPER AVAILABLE

LOCK & RIDE

FULL WINDSHIELD VENTED -  
HARD COAT POLY TOP SELLER

- Frameless design for maximum visibility
- Added vents for airflow on a hot day or defrosting on a cold day
- Requires Wiper Install Kit 2207624

» 2883266

XP 1000 '17-21, CREW XP 1000 '17-21,  
CREW 1000 '20-21, 1000 '20-21



WIPER AVAILABLE

LOCK & RIDE

FULL WINDSHIELD -  
HARD COAT POLY TOP SELLER

- Frameless design for maximum visibility
- Requires Wiper Install Kit 2207624

» 2883300

XP 1000 '17-21, CREW XP 1000 '17-21,  
CREW 1000 '20-21, 1000 '20-21



Closed  
Open

FLIP-DOWN WINDSHIELD -  
HARD COAT POLY TOP SELLER

- Two venting options: fully sealed, flip-down or remove upper half for some protection with maximum ventilation

» 2884139

XP 1000 '18-21, CREW XP 1000 '19-21,  
CREW 1000 '20-21, 1000 '20-21



RANGER  
PRO SHIELD

NEW

LOCK & RIDE

FULL TIP-OUT WINDSHIELD - GLASS

- Tip-out design offers 3 positions - open, closed and vented while featuring a gas strut that assists in easy windshield opening and closing
- Scratch-resistant automotive-style curved glass that provides interior sound dampening and optimized visibility
- Bolt-on design to install directly on the cab frame

» 2889031

XP 1000 '18-21, CREW XP 1000 '19-21, CREW 1000 '20-21, 1000 '20-21



RANGER  
PRO SHIELD

NEW

LOCK & RIDE

FULL GLASS WINDSHIELD - CLEAR

- Scratch-resistant, curved laminate safety glass that protects against wind, rain and other hazardous debris
- UV-blocking interlayer and 360 degree gasket seal
- Seal Kit included

» 2889030

XP 1000 '17-21, CREW XP 1000 '17-21, CREW 1000 '20-21, 1000 '20-21



RANGER  
PRO SHIELD

LOCK & RIDE

FULL WINDSHIELD - POLY TOP SELLER

- Frameless design for maximum visibility

» 2883278

XP 1000 '17-21, CREW XP 1000 '17-21,  
CREW 1000 '20-21, 1000 '20-21



LOCK & RIDE

HALF WINDSHIELD - POLY TOP SELLER

- Deflects air flow from straight on, but still provides air flow in the cab

» 2883301

XP 1000 '17-21, CREW XP 1000 '17-21,  
CREW 1000 '20-21, 1000 '20-21

ADD ALL-WEATHER VISIBILITY  
WINDSHIELD WIPER &  
WASHER SYSTEM  
P. 26



HARD COAT POLY WINDSHIELD  
WIPER & WASHER  
MOUNTING BRACKET

- Required to use wiper on 2883266 or 2883300

» 2207624

XP 1000 '17-21, CREW XP 1000 '17-21,  
CREW 1000 '20-21, 1000 '20-21

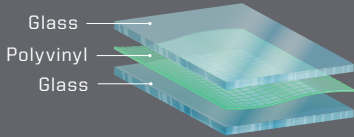


REDUCE IN-CAB DUST SWIRL  
BY ADDING A REAR PANEL  
SEE P. 22



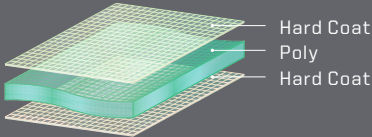
REAR PANELS

POLARIS ENGINEERED  
ADVANTAGES



GLASS VS POLY

- Superior optical clarity (automotive level)
- Scratch-resistant
- Curved to fit, seals tight
- Cold weather/heavy duty



- Lightweight, flexible, easy to store/remove
- Impact-resistant
- Tight seal keeps out rain and dust



LOCK & RIDE  
EASY AND FAST  
INSTALLATION



AIRTIGHT  
GASKET SEAL

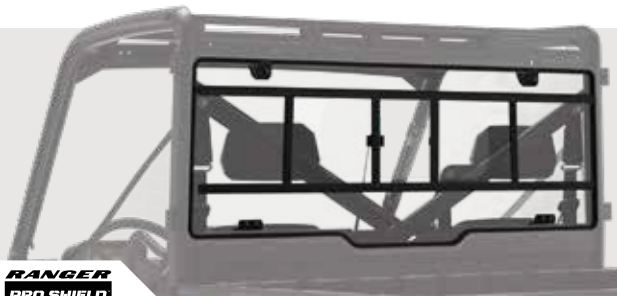


VENTING  
OPTIONS



**REDUCE IN-CAB DUST SWIRL  
BY ADDING A REAR PANEL**  
With a windshield and roof installed, turbulent air develops behind the cab. Add a rear panel to reduce dust intrusion from this swirl.

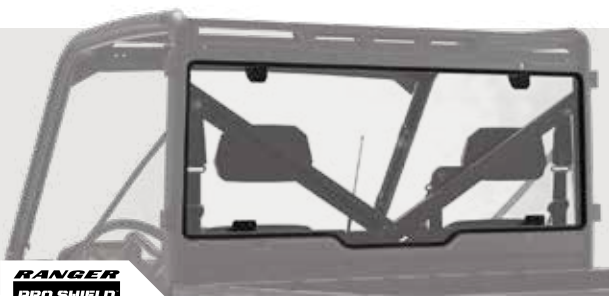
HARD COAT POLY // **30X** MORE SCRATCH-RESISTANT



LOCK & RIDE

REAR PANEL - SLIDING GLASS

- Sliding window provides ventilation, cab comfort and access to cargo in rear box
- » 2879015  
XP 1000 '17-21, CREW XP 1000 '17-21, CREW 1000 '20-21, 1000 '20-21



LOCK & RIDE

REAR PANEL - GLASS **TOP SELLER**

- » 2879013  
XP 1000 '17-21, CREW XP 1000 '17-21, CREW 1000 '20-21, 1000 '20-21



LOCK & RIDE

REAR PANEL - POLY POLARIS PURSUIT CAMO

- Strong, thick polycarbonate provides outstanding impact and scratch resistance
  - Installs in contours of cab frame with 360° gasketing for outstanding protection, comfort, fit and finish
  - Dot matrix screen printing allows for rear visibility
- » 2883774  
XP 1000 '17-21, CREW XP 1000 '17-21, CREW 1000 '20-21, 1000 '20-21



LOCK & RIDE

REAR PANEL - POLY - CLEAR **TOP SELLER**

- Strong, thick polycarbonate provides outstanding impact and scratch resistance
  - Installs in contours of cab frame with 360° gasketing for outstanding protection, comfort, fit and finish
- » 2883773  
XP 1000 '17-21, CREW XP 1000 '17-21, CREW 1000 '20-21, 1000 '20-21







DOORS

THE BEST CAB COMPLETED












KEY FEATURES

- RANGER PRO SHIELD CAB SYSTEM
- WINDOW TYPE / VENTILATION
- VISIBILITY
- STORAGE COMPARTMENT
- AUDIO-READY / SPEAKER MOUNT
- PREMIUM TPE LINER
- SPECIAL FEATURES

PREMIUM POLY DOORS			POLY DOORS		CANVAS DOORS
POWER WINDOW DOORS	MANUAL CRANK WINDOW DOORS	HALF DOORS	RANGER HUNTER DOORS	RANGER CLEARVIEW DOORS	ZIP WINDOW DOORS
					
GLASS / POWER	GLASS / MANUAL CRANK	NA / OPEN TOP	GLASS / HINGED	GLASS / HINGED	CLEAR POLY / ZIPPED
UPPER	UPPER	UPPER	UPPER	UPPER + LOWER	UPPER + PARTIAL LOWER
STANDARD	STANDARD	STANDARD			
STANDARD, PRE-WIRED	STANDARD				
STANDARD	STANDARD	STANDARD			
BUILT-IN FLOOR LIGHT, COLORED ACCENT PANELS AVAILABLE	COLORED ACCENT PANELS AVAILABLE	COLORED ACCENT PANELS AVAILABLE	DURABLE POLY CONSTRUCTION, POLARIS PURSUIT CAMO	DURABLE POLY CONSTRUCTION	AVAILABLE IN POLARIS PURSUIT CAMO
<b>POWER WINDOW</b> <ul style="list-style-type: none"><li>The ultimate door offering power windows, switches mounted on the door and built-in floor light.</li></ul>	<b>MANUAL CRANK WINDOW</b> <ul style="list-style-type: none"><li>A premium, door offering manual crank windows for airflow adjustment in the cab.</li></ul>	<b>HALF</b> <ul style="list-style-type: none"><li>Provides lower protection from the off-road with an open-air experience.</li></ul>	<b>RANGER HUNTER</b> <ul style="list-style-type: none"><li>Tough clear poly shell extends from the bottom of the door until it meets the upper-hinged glass window.</li><li>Premium Polaris Pursuit Camo pattern offers extensive camo coverage.</li></ul>	<b>RANGER CLEARVIEW</b> <ul style="list-style-type: none"><li>Deliver nearly uninterrupted visibility and maximum ambient lighting inside the cab.</li><li>Tough clear poly shell extends from the bottom of the door until it meets the upper-hinged glass window.</li></ul>	<b>ZIP WINDOW</b> <ul style="list-style-type: none"><li>Lightweight, durable protection with adjustable zipper ventilation and see-through bottom panel.</li></ul>

Front and Rear Doors are required to complete a cab on CREW Ranger models.

Premium Doors come with Gloss Black Exterior Door Accent Panels, images shown with optional Exterior Door Accent Panels.

FRONT DOORS <small>(SET OF 2) XP 1000 '18-21, CREW XP 1000 '19-21, CREW 1000 '20-21, 1000 '20-21</small>	 <b>Power Window Doors - Poly - Black</b> 2884338	 <b>Manual Crank Window Doors - Poly - Black</b> 2882561	 <b>Half Doors - Poly</b> 2882559	 <b>RANGER Hunter Doors - Polaris Pursuit Camo</b> 2883229	 <b>RANGER ClearView Doors</b> 2882901	 <b>Zip Window Doors - Canvas - Black</b> 2882902 <b>Zip Window Doors - Canvas - Polaris Pursuit Camo</b> 2882903
	 <b>Manual Crank Window Doors - Rear - Poly</b> 2883437	 <b>Half Doors - Rear - Poly</b> 2883438	 <b>RANGER Hunter Doors - Rear - Polaris Pursuit Camo</b> 2883633	 <b>RANGER ClearView Doors - Rear</b> 2883632	 <b>Zip Window Doors - Rear - Canvas - Black</b> 2883634	

EXTERIOR DOOR ACCENT PANELS // Replace stock gloss black accent panels

// Painted plastic and clear-coated for UV protection

// Install easily with a single screw

// Comes as a pair

 Sand Metallic	 Matte Sagebrush Green	 Black Cherry	 Solar Red	 Military Tan	 Orange Rust	 Matte Titanium	 Steel Blue	 Stealth Gray	 Matte Navy	 Black Pearl
FRONT 2882870-555	2882870-685	2882870-756	2883499-342	2882870-686	2882870-750	2882870-632	2882870-765	2882870-804	2882870-726	2882870-666
REAR 2883829-555	2883829-685	2883829-756				2883829-632	2883829-765	2883829-804	2883829-726	2883829-666
 Polaris Pursuit Camo	 Pearl White	 Maroon Metallic	 Sage Green	 Magnetic Gray	 Suede Metallic	 Sunset Red Metallic	 Matte Sunset Red	 Ghost White Metallic	 Burgundy Metallic	
FRONT 2882870-587	2882870-566	2882870-754	2883499-560	2882870-603	2882870-577	2882870-520	2882870-669	2882870-774	2882870-629	
REAR 2883829-587	2883829-566	2883829-754	2883843-560			2883829-520		2883829-774	2883829-629	

For required Polaris PULSE installation items, see P. 28

GET SUPERIOR PERFORMANCE AND OUR BEST SEAL with the RANGER Pro Shield Cab System door line

360° GASKET SEAL

EASY TO CLEAN TPE LINER

BUILT-IN STORAGE

AUDIO-READY

VENTILATION OPTIONS



CAB COMFORT & CONVENIENCE



8-VENT HEATER & DEFROST SYSTEM

- Easily control the climate inside your cab in any season
- Helps defrost windshields and keeps you warm or cool
- Heat and fan dash-mounted controls
- Manual vents

» **TOP SELLER** 2882753 **XP 1000 ONLY**  
XP 1000 '18-21, CREW XP 1000 '19-21

» 2884066 **1000 ONLY**  
1000 '20-21, CREW 1000 '20-21  
NEED ADAPTER: 2884163 ON CREW 1000

» **CREW HEATER ADAPTER KIT** **1000 ONLY**  
2884163  
CREW 1000 '20-21



WINDSHIELD WIPER & WASHER SYSTEM

» 2883974  
XP 1000 '18-21, CREW XP 1000 '19-21,  
CREW 1000 '20-21, 1000 '20-21  
REQUIRES MOUNT KIT 2207624 FOR POLY WINDSHIELDS

HARD COAT POLY WINDSHIELD WIPER & WASHER SYSTEM MOUNTING BRACKET

» 2207624  
XP1000 '17-21, CREW XP 1000 '17-21,  
CREW 1000 '20-21, 1000 '20-21  
REQUIRED TO USE WIPER ON 2883266 OR 2883300

UNDER SEAT DRY STORAGE

» 2882910 **XP 1000 ONLY**  
XP 1000 '18-21, CREW XP 1000 '19-21  
WILL NOT WORK WITH SUBWOOFER 2882890



FLOOR MATS - 3 SEAT

» 2882780 **XP 1000 ONLY**  
XP 1000 '18-21, CREW XP 1000 '19-21  
CREW: FITS FRONT SEATS ONLY

» 2884247 **1000 ONLY**  
1000 '20-21, CREW 1000 '20-21  
CREW: FITS FRONT SEATS ONLY

CAB SEAL SYSTEM - 3 SEAT

- Included in all Premium and Poly Doors
- » 2883253  
XP 1000 '18-21, CREW XP 1000 '19-21,  
CREW 1000 '20-21, 1000 '20-21

NOISE REDUCTION SYSTEM

» 2883489  
XP 1000 '18-21, CREW XP 1000 '19-21, CREW 1000 '20-21, 1000 '20-21  
DESIGNED TO ATTACH TO THE REAR CLOSURE PANEL OF YOUR RANGER CAB, THE SOUND ABSORBING MATERIAL REDUCES UNWANTED NOISE FOR A QUIETER CAB



MULTI-FUNCTION CAB LIGHT

- LED dome light provides white, red, green and blue lighting options
  - Battery-operated. Recharges when the vehicle is on
  - Can be removed to use as a flashlight in and around your vehicle
- Red light is great for reading maps
- Green light is perfect for navigating in the dark
- Blue light is ideal for night riding

» 2882871  
XP 1000 '18-21, CREW XP 1000 '19-21, CREW 1000 '20-21, 1000 '20-21  
REQUIRES ROOF PULSE: 2882904

REMOTE GARAGE DOOR OPENER BY HOMELINK


- HomeLink technology allows you to control up to two garage doors

» 2882892  
XP 1000 '18-21, CREW XP 1000 '19-21,  
CREW 1000 '20-21, 1000 '20-21



POLARIS RANGER XP FULL-SIZE SEATSAVER - SPLIT BENCH SEAT

- Covers the back and bottom of seat
- » POLARIS PURSUIT CAMO • 2883244-587
- » CARHARTT BROWN • 2883244-218
- » CARHARTT GRAVEL • 2883244-458
- XP 1000 '18-21, CREW XP 1000 '19-21  
CREW: FITS FRONT SEATS ONLY  
NO REAR SEAT COVERS AVAILABLE



WORK BEACON LED LIGHT

- 15.2 mof illumination 360° around your vehicle
- Ideal for plowing, hunting and nighttime utility work
- Break-away construction protects the light in areas with tight clearance
- Mounted to the vehicle on the rear of the ROPS
- Easily hinge the light up during use and hinge it down when in transit
- Add LED Headlights for more light

» 2883265  
XP 1000 '18-21, CREW XP 1000 '19-21, CREW 1000 '20-21, 1000 '20-21

LED HEADLIGHTS

- LED Headlights offer improved brightness and illumination vs stock halogen lights
- Designed with styling specific to Ranger

» 2889072  
XP 1000 '18-21, XP 1000 CREW '19-21



REVERSE WARNING ALERT

» 2883246  
XP 1000 '18-21, CREW XP 1000 '19-21, CREW 1000 '20-21, 1000 '20-21  
AUTOMATICALLY ACTIVATED WHENEVER THE VEHICLE IS PUT IN REVERSE

HORN

» 2882764  
XP 1000 '18-21, CREW XP 1000 '19-21, CREW 1000 '20-21, 1000 '20-21

LARGE REAR VIEW MIRROR

» 2879969  
XP1000 '17-21, CREW XP 1000 '17-21, CREW 1000 '20-21, 1000 '20-21



WIDE ANGLE REAR VIEW MIRROR


• Large 6.4 x 35.6 cm adjustable convex mirrored surface gives you a full-spectrum view


» 2881439  
XP1000 '17-21, CREW XP 1000 '17-21, CREW 1000 '20-21, 1000 '20-21






ELECTRICAL ACCESSORIES



Polaris PULSE is a revolutionary way to provide additional power locations on your vehicle, and makes adding electrical accessories a snap. Electrical accessories are easier to install on the roof, with designated routing areas and plug and play connections. Look for  to identify Polaris PULSE ready accessories.

  
XP 1000  
CREW XP 1000  
1000  
CREW 1000



ADD ELECTRICAL SYSTEM ACCESSORIES IN 4 EASY STEPS

STEP 1		
CHOOSE A POLARIS PULSE READY ROOF	3-SEAT	CREW
Premium Roof - Poly - Polaris Pursuit Camo	2882913	2883277
Premium Roof - Poly - Black	2882912	N/A
Sport Roof - Poly - Black	2882911	2883274

THE FOLLOWING ACCESSORIES EASILY PLUG INTO THE FACTORY INSTALLED POLARIS PULSE UNDER THE HOOD:

8-Vent Heater & Defrost System	P. 26
Horn	P. 27
Plow Controller	P. 30
160 Watt, Waterproof AM/FM Bluetooth Audio System	P. 36
Light Bars	P. 52



POLARIS PULSE UNDERHOOD BUS BAR - 6 POSITION 1000 ONLY

• If upgrading to more than three accessories attaching to the underhood PULSE location, replace 3-position Bus Bar with the Polaris PULSE Underhood Bus Bar - 6 Position

» 2884183  
1000 '20-21, CREW 1000 '20-21

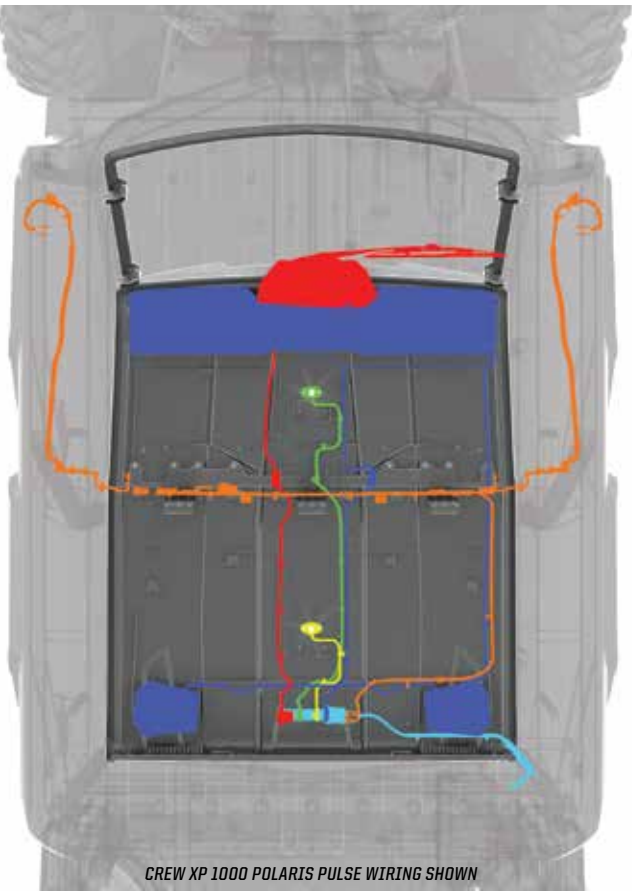
POLARIS PULSE BATTERY TENDER ADAPTER

• Connects your Battery Minder or trickle charger to your vehicle

» 2884297  
XP1000 '18-21, CREW XP 1000 '19-21, CREW 1000 '20-21, 1000 '20-21

STEP 2			
ADD THE POLARIS PULSE ROOF 6		3-SEAT	CREW
Polaris PULSE Roof 6	2882904	X	X

POLARIS PULSE READY ROOF WIRING EXAMPLE



CREW XP 1000 POLARIS PULSE WIRING SHOWN

STEP 3 ADD ACCESSORIES*			
POWER WINDOW DOORS		3-SEAT	CREW
Power Window Doors - Poly - Black	2884338	X	X
Polaris PULSE Wiring Harness - Crew Extension	2883231		X
WINDSHIELD WIPER & WASHER SYSTEM		3-SEAT	CREW
Windshield Wiper & Washer System	2883974	X	X
Polaris PULSE Wiring Harness - Crew Extension	2883231		X
AUDIO: VISOR AUDIO + REAR SPEAKERS		3-SEAT	CREW
300 Watt AM/FM, Bluetooth Audio Visor with Four 16.5 cm Waterproof Speakers	2882888	X	X
Rear Overhead Speakers	2882876	X	X
Polaris PULSE Wiring Harness - Crew Extension	2883231		X
AUDIO: DASH RADIO & VISOR SPEAKERS		3-SEAT	CREW
160 Watt, Waterproof AM/FM Bluetooth Audio System	2882750	X	X
300 Watt Overhead Audio Visor Speakers	2882891	X	X
Polaris PULSE Wiring Harness - Crew Extension	2883231		X
MULTI-FUNCTION DOME LIGHT		3-SEAT	CREW
Multi-Function Cab Light (Front) †	2882871	X	X
Polaris PULSE Wiring Harness - Crew Extension	2883231		X
*Add accessories to models without Ride Command †To add a Multi-Function Dome light for rear passengers, add an additional 2882871			

STEP 4 FINISHING TOUCH		
CONCEAL WIRING FOR A FINISHED, COMFORTABLE LOOK	3-SEAT	CREW
Premium Roof Liner	2882914	2883457



EASILY ADD LIGHTING

With Polaris PULSE it's easy to add RIGID and Pro Armor lighting to your RANGER, all LED Light bars listed on P. 52-53 are Polaris PULSE ready, making installation that much easier.

POLARIS PULSE LIGHT BAR WIRING LOCATIONS

FRONT BUMPER // ROOF - FRONT MOUNTED  
ROOF - REAR MOUNTED // \*CREW ROOF - REAR MOUNTED  
(\*REQUIRES EXTENSION)

**1 LIGHT WITH 1 SWITCH**  
• Polaris PULSE Wiring Harness - 1 LED Light Bar • 2883230

**2 LIGHTS WITH 1 SWITCH**  
• Polaris PULSE Wiring Harness - 1 LED Light Bar • 2883230  
• Y-Harness • 2879860

**2 LIGHTS WITH 2 SWITCHES**  
• Polaris PULSE Wiring Harness - 1 LED Light Bar • 2883230  
• Polaris PULSE Wiring Harness - 1 LED Light Bar • 2883230

**EXTENSIONS FOR CREW**  
• Polaris PULSE Wiring Harness - 1 LED Light Bar - Crew Extension • 2883231



WINCHES

ADD A PLOW  
P. 48

WHETHER HARD AT WORK OR ON THE TRAILS, ADD A WINCH TO...

- GET THE JOB DONE RIGHT
- GET YOU ON YOUR WAY FASTER
- BE PREPARED FOR UNEXPECTED SITUATIONS

WHY POLARIS?



TESTED **1,200+**  
PULLS AT MAX LOAD



BUILT TO WITHSTAND  
**-29° C** TEMPERATURES



OPERATES **FULLY  
SUBMERGED**



**MILITARY**  
TESTED & APPROVED

UPGRADE YOUR CONTROLS  
HD OR PRO HD WINCHES

POWER CONTROLLER

- Control winch/plow hydraulics from shift knob

» 2883247

XP 1000 '18-21, CREW XP 1000 '19-21,  
CREW 1000 '20-21, 1000 '20-21  
CONTROLS HYDRAULICS

REQUIRES WINCH ADAPTER  
2884159 WHEN USING A WINCH  
FOR LIFTING DEVICE



WIRED REMOTE CONTROL

- Must order remote handle and socket together

» REMOTE HANDLE  
4013466

» SOCKET  
4017102

WORKS WITH ALL MODELS

DASH REMOTE CONTROL

- Must order remote switch and harness together

» REMOTE SWITCH  
4017200

» HARNESS  
2415055

XP 1000 '18-21, CREW XP 1000 '19-21,  
CREW 1000 '20-21, 1000 '20-21

REPLACEMENT PARTS

SYNTHETIC ROPE

2,722 kg  
» 2879188

2,041 kg  
» 2879187



STEEL CABLE

1,588 kg  
» 2878890

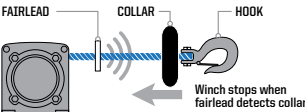
FEATURES

ALL POLARIS ENGINEERED  
WINCHES COME WITH:



1. Set Dial to FREE SPOOL (N) to attach Winch Hook
2. Set Dial to PULL (L) for Winch Mode
3. Set Dial to ROPE RECOVERY (H) for 5x Faster Rope Recovery

AUTO STOP TECHNOLOGY



Stops winch at end of pull to prevent driveline stress and plow overlifting

PREMIUM SYNTHETIC ROPE



- Lightweight & Easy to Handle
- Superior Flexibility & Strength
- 15 m long

WIRELESS REMOTE



15 m range wireless remote control with unique code for interference-free operation

MODEL

**XP 1000** '18-21  
**CREW XP 1000** '19-21  
**1000** '20-21  
**CREW 1000** '20-21

NON EPS RANGER 1000 REQUIRES FRONT BUMPER

PRO PRO HEAVY DUTY SERIES

TOP-OF-THE-LINE FEATURES



HD HEAVY DUTY SERIES

BUILT FOR THE OFF-ROAD



PRO PRO HEAVY DUTY SERIES



INTEGRATED WIRING, MOUNT, PREASSEMBLED



HOOK WITH STRAP



CUT STEEL GEARS & SEALED DRIVETRAIN



SEALED PERMANENT MAGNET MOTOR

HD HEAVY DUTY SERIES

NOT AVAILABLE

ADD AUTO STOP UPGRADE

» 2883454

WORKS WITH 2882714  
SYNTHETIC ROPE REQUIRED



WITH STEEL ROLLER FAIRLEAD

ADD SYNTHETIC ROPE

» 2879187



ADD WIRELESS REMOTE

» 2883455

WORKS WITH 2882714



2,722 kg

TOP SELLER  
2882710

2,041 kg

TOP SELLER  
2882711

2,041 kg

TOP SELLER  
2882714



PROTECTION

**HD FRONT BRUSHGUARD** with integrated plow mount and mounting locations for seamless installation of lighting accessories. Additional 91.4 cm of storage area is included for the Off-Road Jack Kit or other recovery equipment.



STANDARD BRUSHGUARDS

HD BRUSHGUARDS

PERFECT FOR: **INCREASED PROTECTION AROUND LIGHTING AND FENDERS**

FRONT

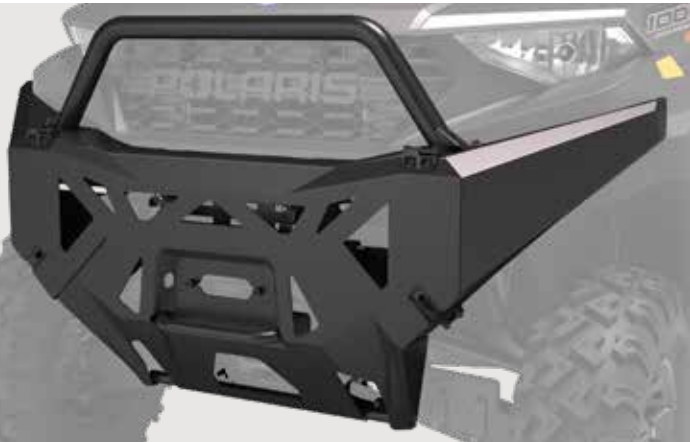


4.4 cm DIAMETER STEEL TUBE CONSTRUCTION

REAR



- Requires 2207941 with Ride Command
- » FRONT • 2882531 **TOP SELLER** » REAR • 2882529 **TOP SELLER**
- XP 1000 '18-21, CREW XP 1000 '19-21, CREW 1000 '20-21, 1000 '20-21 FRONT BRUSHGUARD DOES NOT FIT HIGH LIFTER MODELS
- 1000 NON-EPS VEHICLES REQUIRE FRONT BUMPER: 2884123
- For use with vehicles with Ride Command with Front Camera
- » RIDE COMMAND BUMPER ADAPTER • 2207941



- Increased protection over stock bumper with integrated mounting locations for accessories and lights (sold separately) with a durable matte black finish
- Easy installation with included mounting hardware
- Additional 36" storage area for recovery equipment
- » FRONT • 2885105 » REAR • 2884217
- XP 1000 '18-21, CREW XP 1000 '19-21, CREW 1000 '20-21, 1000 '20-21 FRONT BRUSHGUARD DOES NOT FIT HIGH LIFTER MODELS
- REAR: RECOMMENDED WITH ANY OF OUR RIGID OR PRO ARMOR POD LIGHTS FOR UPGRADED LIGHTING
- » OFF-ROAD JACK KIT 2881201

ROCK GUARDS



ROCK GUARD WITH STEP

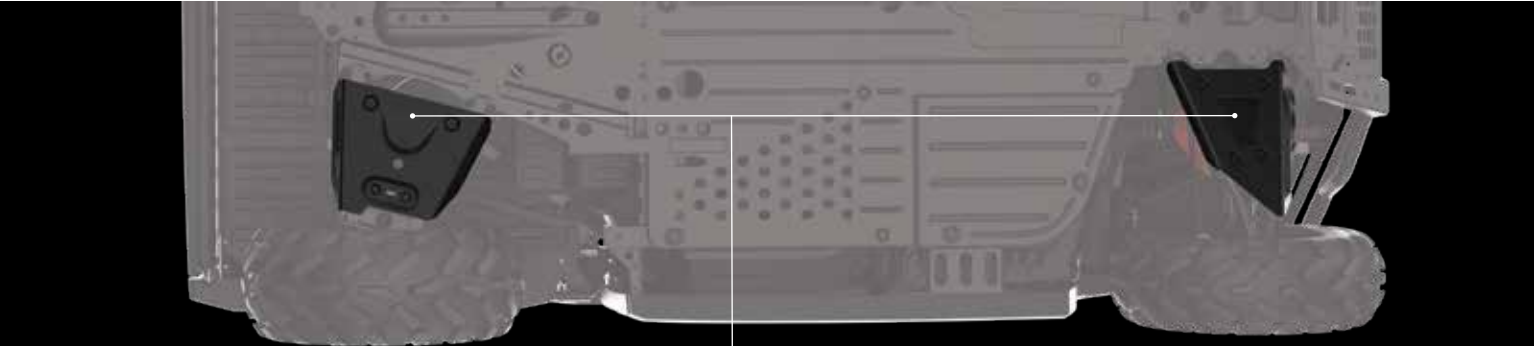
- Reliable, hard-working protection for edges of vehicle
- Integrated step with boot scraper helps keep interior clean
- Mounts directly to the frame, instead of underneath, for maximum ground clearance
- Steel construction with black e-coat and durable black powdercoated finish

» 3-SEAT • 2882530  
XP 1000 '18-21, 1000 '20-21

» CREW • 2883398  
CREW XP 1000 '19-21, CREW 1000 '20-21

FRONT BRUSHGUARD 1000 ONLY

- Increased protection over stock bumper
- Sturdy stamped steel and tube construction
- Integrated mounting positions for plow and winch accessories
- » 2884123
- 1000 '20 CAMO OR IN-MOLD, CREW 1000 '20 CAMO OR IN-MOLD, 1000 '21 NON EPS, CREW 1000 '21 NON EPS
- REQUIRED TO INSTALL WINCH/PLOW ON NON EPS RANGER 1000



HMW A-ARM GUARDS

- Strong, .64 cm thick, durable, lightweight HMW (high molecular weight) polyethylene construction helps protect against off-road impacts
- Molded specifically for the RANGER XP 1000 & 1000 front suspension for a sure fit and low-profile presence
- Easy bolt-on design with mounting hardware included

» FRONT • 2882784  
XP 1000 '18-21, CREW XP 1000 '19-21, CREW 1000 '20-21, 1000 '20-21 WILL NOT FIT ARCHED A-ARM MODELS

» REAR • 2882787  
XP 1000 '18-21, CREW XP 1000 '19-21, CREW 1000 '20-21, 1000 '20-21 WILL NOT FIT ARCHED A-ARM MODELS



REVOLUTIONIZING THE OFF-ROAD  
EXPERIENCE



- **BUILT IN GPS WITH TOPOGRAPHY MAPS TO SEE YOUR LOCATION AND PLAN YOUR RIDE**
- **MEDIA PLAYER WITH BUILT IN AM/FM TUNER FOR ALL YOUR FAVORITE MUSIC**
- **GROUP RIDE FOR BUDDY TRACKING, TO SEE YOUR FRIENDS ON THE MAP, TRACK AND SHARE RIDE STATS ON THE DISPLAY OR RIDE COMMAND MOBILE APP**

RIDECOMMAND

RIDE COMMAND 7" DISPLAY

- 7" High Bright Touchscreen visible in all conditions
- Displays critical vehicle information for fuel level, coolant temp and battery voltage
- Media player with built in AM/FM tuner
- Enhanced Group Ride capability to track and share your ride
- Dedicated shortcut buttons for quick access to features
- Bluetooth and USB smart phone connectivity
- Front camera support for better visibility on and off trail
- Includes Plow Mode on XP 1000 '18-20 and CREW XP 1000 '19-20 models (see P. 46 for details)

» 2884072  
XP 1000 '18-21, CREW XP 1000 '19-21, CREW 1000 '20-21, 1000 '20-21  
SPEAKERS NOT INCLUDED. MUST CHOOSE AUDIO PACKAGE FOR AUDIO OUTPUT.

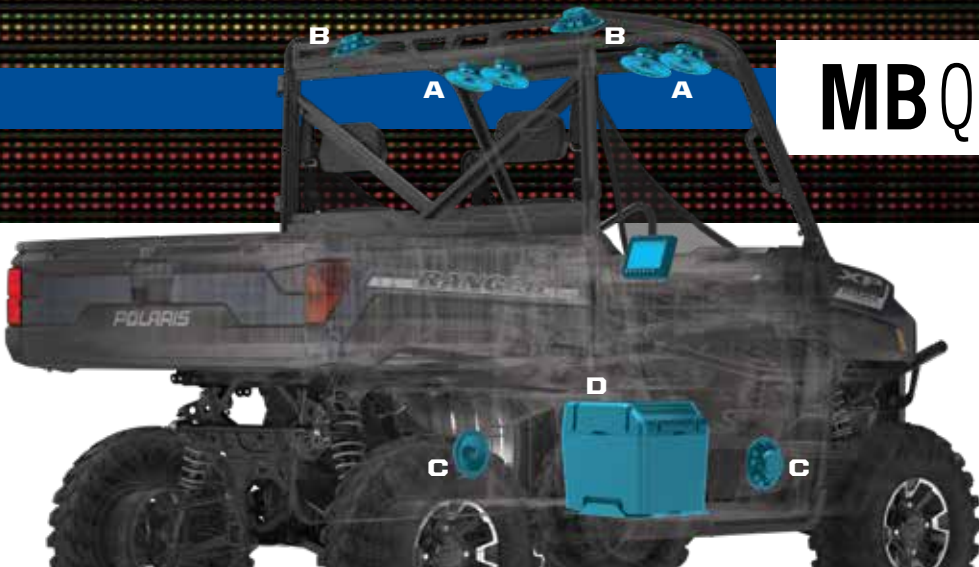
RIDE COMMAND MOUNT KIT

- Mount Ride Command seamlessly into the dash for perfect fit and finish
- Comes with wiring harnesses needed
- Includes front camera

» 2882872  
XP 1000 '18-21, CREW XP 1000 '19-21, CREW 1000 '20-21, 1000 '20-21, ALL NORTHSTAR EDITIONS '18-20

» 2884564  
XP 1000 BACKCOUNTRY '19-21, CREW XP 1000 BACKCOUNTRY '19-21, CREW 1000 WINTER PREP '20-21, CREW 1000 '20-21, NORTHSTAR EDITION '21, XP 1000 TRAIL BOSS '21, CREW XP 1000 TRAIL BOSS '21  
FOR ALL MODELS WITH 900 WATT STATOR UPGRADE

ADD RIDE COMMAND PLOW MODE HARNESS P. 46



MBQUART

BUILD YOUR SOUND  
WITH RIDE COMMAND

STEP 1  
ADD HEAD UNIT

RIDE COMMAND  
2884072

STEP 2  
ADD MOUNT

2882872  
XP 1000 '18-21, CREW XP 1000 '19-21, CREW 1000 '20-21, 1000 '20-21  
FOR NORTHSTAR AND ALL OTHER MODELS WITHOUT 900 WATT STATOR

OR

2884564  
XP 1000 '18-20, CREW XP 1000 '19-20, CREW 1000 '20, 1000 '20  
FOR 900 WATT STATOR

STEP 3  
UPGRADE AUDIO BY ADDING VISOR OR DASH AUDIO

OPTION 1  
VISOR AUDIO

OPTION 1  
VISOR AUDIO

**A. OVERHEAD VISOR SPEAKERS**  
2882891  
HARNESS REQUIRED  
2882904  
CREW MODELS REQUIRE ADDITIONAL 2883231  
AUDIO ANTENNA KIT  
NEW 2889044  
REQUIRED FOR AM/FM

**B. REAR OVERHEAD SPEAKERS**  
2882876

**C. DOOR SPEAKERS**  
2882889

**D. 25.4 cm MAXBOOST SUBWOOFER**  
2884233  
XP 1000 '18-21, CREW XP 1000 '19-21 WITH 900 WATT STATOR

OPTION 2  
DASH AUDIO

OPTION 2  
DASH AUDIO

**AUDIO DASH SPEAKERS**  
2883956

**B. REAR OVERHEAD SPEAKERS**  
2882876

**C. DOOR SPEAKERS**  
2882889

**D. 25.4 cm MAXBOOST SUBWOOFER**  
2884233  
RANGER MODELS WITH RIDE COMMAND PACKAGE REQUIRE 2883232 ADAPTER HARNESS

AUDIO DASH SPEAKERS INCLUDE BUILT-IN FOUR CHANNEL AMPLIFIER (40-WATTS) AND TWO OFF-ROAD GRADE 13.3 cm SPEAKERS


DOWNLOAD THE RIDE COMMAND  
MOBILE APP





OFF-ROAD GRADE AUDIO

MB Quart, combined with Polaris, engineers Off-Road Grade Audio equipment that's proven to deliver the loudest, crispest sound in the harshest conditions. Rain, snow, mud, heat, cold, dust—**ANY PLACE YOUR RANGER EXCELS, SO WILL YOUR AUDIO.**



1 CHOOSE A HEAD UNIT Control all aspects of your sound system. Choose what to listen to and how loud.

DASH STEREO



160 WATT, WATERPROOF AM/FM BLUETOOTH AUDIO SYSTEM



- All-in-one solution for giving your vehicle a performance-ready sound system
- USB input, Bluetooth 4.0 compatible, Apple Control, AM/FM tuner
- Built-in four channel amplifier (40-watts x 4)
- Two off-road grade 13.3 cm speakers with Titanium Dome Tweeters and Polypropylene Cones

» 2882750  
XP 1000 '18-21, CREW XP 1000 '19-21, CREW 1000 '20-21, 1000 '20-21

USE AS IS OR ADD ADDITIONAL SPEAKERS

VISOR STEREO



300 WATT AM/FM, BLUETOOTH AUDIO VISOR WITH FOUR 16.5 cm WATERPROOF SPEAKERS TOP SELLER



- One-step solution for off-road audio
- USB input, Bluetooth 4.0 compatible, Apple Control, AM/FM tuner
- 300-Watt four channel amplifier (75 watts x 4)
- 4 16.5 cm coaxial speakers with Titanium Dome Tweeters and Polypropylene Cones
- Audio outputs to drive additional speakers
- 4 Accessory knocks outs
- Polaris PULSE Electrical System

» 2882888  
XP 1000 '18-21, CREW XP 1000 '19-21, CREW 1000 '20-21, 1000 '20-21  
NOT COMPATIBLE WITH RIDE COMMAND

COMES WITH OVERHEAD VISOR SPEAKERS (AT RIGHT)  
USE AS IS OR ADD ADDITIONAL SPEAKERS

2 ADD SPEAKERS - MIX AND MATCH

Your RANGER is ready for work, but is it ready to entertain? From a simple two-speaker setup to a complete system - add speakers to BUILD IT YOUR WAY.

A VISOR SPEAKERS



STANDARD WITH VISOR STEREO

300 WATT OVERHEAD AUDIO VISOR SPEAKERS

- Built-in 300-Watt amplifier (75-watt x 4 channels)
- Four 16.5 cm speakers located in the overhead
- Waterproof system for reliable power and sound quality

» 2882891  
XP 1000 '18-21, CREW XP 1000 '19-21, CREW 1000 '20-21, 1000 '20-21

B OVERHEAD SPEAKERS



REAR OVERHEAD SPEAKERS

- Two 16.5 cm rear roof mounted speakers with Titanium Dome Tweeters and Polypropylene Cones
- Easy install
- Waterproof system for reliable power and sound quality

» 2882876  
XP 1000 '18-21, CREW XP 1000 '19-21, CREW 1000 '20-21, 1000 '20-21

C DOOR SPEAKERS



16.5 cm WATERPROOF DOOR SPEAKERS

- Two 16.5 cm waterproof speakers with Titanium Dome Tweeters and Polypropylene Cones
- Easy install on manual or power window doors

» 2882889  
XP 1000 '18-21, CREW XP 1000 '19-21, CREW 1000 '20-21, 1000 '20-21

D SUBWOOFER



MAX BOOST 25.4 CM 250 WATT SUBWOOFER XP 1000 ONLY

- Built-in 250-watt amplifier powering 25.4 cm waterproof subwoofer
- Fits RANGER XP 1000 with flip-up passenger seat

» 2882890  
XP 1000 '18-21, CREW XP 1000 '19-21  
NOT COMPATIBLE WITH RIDE COMMAND  
WILL NOT FIT WITH 2882910 STORAGE INSTALLED

3 MAKE IT WORK

VISOR STEREO HEAD UNIT

VISOR SPEAKERS

POLARIS PULSE ROOF 6

- Required with Visor Stereo (2882888)
- Required to add Visor Speakers (2882891)

» TOP SELLER 2882904

XP 1000 '18-21, CREW XP 1000 '19-21, CREW 1000 '20-21, 1000 '20-21

CREW MODELS

CREW EXTENSION

- Required for all Crew models where Polaris PULSE Roof 6 Harness (2882904) is required

» 2883231  
XP 1000 '20-21, CREW XP 1000 '19-21, CREW 1000 '20-21

NEW FALL AVAILABILITY  
GEOFENCING KIT

- Keep vehicle operators safe by quickly setting and controlling ride boundaries such as speed limits within and outside the geofenced area
- Ensure operators are riding at the appropriate speed for their experience and terrain by setting a max speed from your Ride Command app
- Activate passcode protection and to have full control of who and when the vehicle is being operated

» 2884779  
1000 '20-21, CREW 1000 '20-21



STORAGE

LOCK & RIDE

EXCLUSIVE TO POLARIS, LOCK & RIDE ACCESSORIES LET YOU QUICKLY CHANGE FROM ONE TASK TO ANOTHER WITH HUNDREDS OF OPTIONS.

WITH THE FLIP OF A LEVER, LOCK & RIDE PLUNGERS USE OUTWARD PRESSURE TO EXPAND FOR A SECURE FIT.



CARGO BED REAR WINCH



- Assists lifting heavy objects like hay bales or big game up into rear cargo bed
- 136 kg winch mounts high on rear cab frame
- Equipped with 4.6 m of premium synthetic rope

» 2884215

XP 1000 '18-21, CREW XP 1000 '19-21, CREW 1000 '20-21, 1000 '20-21  
REQUIRES ROOF PULSE: 2882904



LOCK & RIDE FRONT BRUSHGUARD STORAGE RACK

- Allows extra storage space in front of your vehicle
- Accommodates a Polaris Northstar 28 L Cooler or similar sized items
- Attaches and removes easily
- Mounts to existing plow mounting points

» 2883971

XP 1000 '18-21, CREW XP 1000 '19-21, CREW 1000 '20-21, 1000 '20-21



LOCK & RIDE TONNEAU COVER

- Protects items stored in cargo bed from the elements
- HDPE construction on steel sub-frame can support up to 45.4 kg on top of cover
- Molded storage area for Polaris Northstar 28 L Cooler
- Convenient hinged middle panel for easy access
- Easy installation with Lock & Ride

» 2884218

XP 1000 '18-21, CREW XP 1000 '19-21, CREW 1000 '20-21, 1000 '20-21



LOCK & RIDE

TIP-DOWN HEADACHE RACK

- Rack tips down for additional storage solutions with space below and multiple tie-down points
- Lightweight and heavy-duty rack protects the cab of your RANGER and lets you haul even more

» 2881531

XP 1000 '17-21, CREW XP 1000 '17-21, CREW 1000 '20-21, 1000 '20-21  
DOES NOT FIT HIGH LIFTER MODELS



LOCK & RIDE

BED EXTENDER/DIVIDER

- Extend or divide the cargo box
- Installs in any location in the box
- Multiple tie-down points available to secure cargo

» 2882752

XP 1000 '18-21, CREW XP 1000 '19-21, CREW 1000 '20-21, 1000 '20-21



LOCK & RIDE

CARGOMAX SYSTEM

- Comes standard with a support bar that ties the two sides together for a sturdy cargo hold
- Designed to attach to the Lock & Ride Tip-Down Headache Rack for additional support and three-sided containment
- Adjustable utility hooks provide more options for hanging tools, cords or gear

» 2882177

XP 1000 '17-21, CREW XP 1000 '17-21, CREW 1000 '20-21, 1000 '20-21



FRONT HOOD STORAGE RACK

- Front curve helps keep cargo in place when traveling
- Provides additional protection
- Fully integrated pivots to gain under-hood access
- Requires Bumper Adapter 2207941 with Ride Command

» 2882690

XP 1000 '18-21, CREW XP 1000 '19-21, CREW 1000 '20-21, 1000 '20-21  
DOES NOT FIT WITH BUMPER 2882531  
REQUIRES 2207941 TO WORK WITH RIDE COMMAND CAMERA

75+ COMBINATIONS TO MAKE IT YOUR OWN

With a full line of Lock & Ride accessories, you can haul more and do more. Use the chart below to see what combinations work together.

	LOCK & RIDE Tip-Down Headache Rack	LOCK & RIDE CargoMax System	LOCK & RIDE Bed Extender/Divider	LOCK & RIDE Storage Box	LOCK & RIDE Tool Rack	LOCK & RIDE Chainsaw Mount	LOCK & RIDE 60 Gallon Boomless Utility Sprayer	Cargo Bed Rear Winch	LOCK & RIDE Front Brushguard Storage Rack	LOCK & RIDE Tonneau Cover	Cargo Bed Mat
	2881531	2882177	2882752	2883279	2881533	2879354	2879799	2884215	2883971	2884218	2882751
LOCK & RIDE Tip-Down Headache Rack	2881531	✓	✓	✓		✓	✓		✓		✓
LOCK & RIDE CargoMax System	2882177	✓		✓ <sup>2</sup>					✓		✓
LOCK & RIDE Bed Extender/Divider	2882752	✓		✓	✓	✓		✓	✓		✓
LOCK & RIDE Storage Box	2883279	✓	✓ <sup>1</sup>		✓	✓		✓	✓		✓
LOCK & RIDE Tool Rack	2881533		✓	✓		✓		✓	✓		✓
LOCK & RIDE Chainsaw Mount	2879354	✓	✓	✓	✓		✓	✓	✓		✓
LOCK & RIDE 60 Gallon Boomless Utility Sprayer	2879799	✓				✓		✓	✓		✓
Cargo Bed Rear Winch	2884215		✓	✓	✓	✓	✓		✓		
LOCK & RIDE Front Brushguard Storage Rack	2883971	✓	✓	✓	✓	✓	✓	✓		✓	✓
LOCK & RIDE Tonneau Cover	2884218								✓		✓
Cargo Bed Mat	2882751	✓	✓	✓	✓	✓	✓	✓	✓	✓	

<sup>1</sup> Storage box at front of cargo box if not used with Tip-down Headache Rack    <sup>2</sup> Storage box at front of cargo box

LOCK & RIDE QUICKSTRAP

- The quickest and most secure way to mount Polaris accessories
- Sold as a pair

» 2882187

ALL COOLERS, RANGER CARGO BOXES

LOCK & RIDE D-RINGS

- The most versatile Lock & Ride accessory - add as many as you need to secure your cargo with bungee cords or straps

» 2881545

ALL RANGER CARGO BOXES

3.8 cm x 4.6 m 2495 kg RATCHET STRAP

- Heavy duty webbing
- 2,495 kg Maximum Load / Working Load
- 2 Pack

» 2884031

5.1 cm x 6.1 m 4536 kg RATCHET STRAP

- Heavy duty webbing
- 4,536 kg Maximum Load / 1,497 kg Working Load
- Floating D-Rings & Double J-Hooks

» 2884032



STORAGE

LOOK & RIDE

CHAINSAW MOUNT

- Can be secured to the outside of the bed wall so your chainsaw is within reach at all times

» 2879354

XP 1000 '17-21, CREW XP 1000 '17-21,  
CREW 1000 '20-21, 1000 '20-21



LOOK & RIDE

227 L BOOMLESS UTILITY SPRAYER

» 2879799

XP 1000 '17-21, CREW XP 1000 '17-21,  
CREW 1000 '20-21, 1000 '20-21



BED ESSENTIALS

FIRE EXTINGUISHER HOLDER

- Only holds a 8.3 cm diameter extinguisher
- Quick release strap allows for easy use

» 2882158

XP 1000 '17-21, CREW XP 1000 '17-21,  
CREW 1000 '20-21, 1000 '20-21



RIDE & REPAIR ESSENTIALS KIT

» 2881207

ALL RANGER MODELS



ELECTRONIC CARGO BOX LIFT

» 2884141

XP 1000 '18-21, CREW XP 1000 '19-21,  
CREW 1000 '20-21, 1000 '20-21



CARGO BED MAT

- Non-slip surface to better secure loads and keep cargo bed clean

» 2882751

XP 1000 '18-21, CREW XP 1000 '19-21,  
CREW 1000 '20-21, 1000 '20-21



TOW & HAUL



TRAILER BALLS

» 5 cm WITH 1.9 cm SHANK  
2877603

» 4.8 cm WITH 1.9 cm SHANK  
2877602



5 cm BALL MOUNT

» 5 cm RECEIVER  
2875320



3:1 HITCHES

» 5 cm x 5 cm RECEIVER  
2830522

» 3 cm x 3 cm RECEIVER  
2830523

» 4.8 cm REPLACEMENT BALL  
2830524

ALL RANGER MODELS



FRONT MOUNT RECEIVER HITCH

- Standard 5 cm receiver mount bolts directly to the frame
- UTV attachment works with Polaris bumpers
- Rated at 45.4 kg tongue weight and 453.6 kg towing

» 2882782

XP 1000 '18-21, CREW XP 1000 '19-21, CREW 1000 '20-21, 1000 '20-21

TASK-SPECIFIC TOOLS

LOOK & RIDE

TOOL RACK

- Attach on the inside or outside of the cargo bed

» 2881533

XP 1000 '17-21, CREW XP 1000 '17-21,  
CREW 1000 '20-21, 1000 '20-21



ORGANIZE & PROTECT

LOOK & RIDE

STORAGE BOX

- Enough room to store all the tools you need to get the job done
- Internal organizational dividers keep gear from rolling around
- Easily detaches from vehicle

» 2883279

XP 1000 '17-21, CREW XP 1000 '17-21,  
CREW 1000 '20-21, 1000 '20-21



COOLERS

SEE P. 42




HUNT

SEE P. 44



COLD WEATHER

SEE P. 46



LIGHTING

SEE P. 52





KEEP IT  
ICE COLD



GRIZZLY TESTED.  
POLARIS APPROVED.



This cooler is IGBC-approved, meaning it withstands the power expended by a typical grizzly bear if it was trying to get inside.

Seriously, there are experts who know what a grizzly is capable of doing, and they certify our coolers can take it.



28, 57 & 99  
LITER FEATURES



ComfortCarry  
Handles



TravelLock  
System



EasyOut  
Drain System



NoSlip  
Rubber Feet



PolarWall  
Insulation



IceLock  
Seal

POLARIS NORTHSTAR COOLERS CAN SURVIVE JUST ABOUT ANYTHING -  
FROM EXTREME HEAT TO A NASTY TUMBLE OFF A VEHICLE.



99 LITER

» GRAPHITE • 2883426  
» DESERT • 2883392



57 LITER

» GRAPHITE • 2883425  
» DESERT • 2881259



28 LITER

» GRAPHITE • 2883424  
» DESERT • 2881315



14 LITER











» GRAPHITE • 2883968



19 LITER SOFTSIDE

» GRAPHITE • 2883390

ESSENTIAL ACCESSORIES SO YOUR COOLER WORKS AS HARD AS YOU DO

COOLER ACCESSORIES		99 LITER	57 LITER	28 LITER	DON'T FORGET THESE ACCESSORIES		
	WIRE BASKET	2883648	2882185	2882438	 887 mL TUMBLERS » 887 mL • 2883394 » 591 mL • 2883393	 LOCK & RIDE QUICKSTRAP » 2882187 ALL COOLERS AND POLARIS RANGER CARGO BOXES	 BOTTLE OPENER » 2882183 ALL COOLERS
	DIVIDERS Doubles as cutting board	2883468 COMES WITH ONE DIVIDER  1 way to partition	2882184 COMES WITH TWO DIVIDERS  2 ways to partition	2882186 COMES WITH ONE DIVIDER  1 way to partition			
	SEAT CUSHION	NOT AVAILABLE	2882179	2882507			
	WHEELS	2883967	2882180	NOT AVAILABLE			



# PROTECTING YOUR ESSENTIAL GEAR SINCE 1943

## KOLPIN STRONGHOLD SYSTEM

Polaris is proud to partner with Kolpin Outdoors, an industry leader in off-road accessories and the premier name in gun boots and mounts. If you need to secure a firearm or a pop-up blind while riding, simply attach the auto-latch mount and choose your case.

### IDEAL FOR SECURE TRANSPORT OF SCOPED RIFLES AND SHOTGUNS

#### STEP 1 CHOOSE YOUR MOUNT



##### LOCK & RIDE KOLPIN STRONGHOLD AUTO-LATCH DOUBLE BOOT MOUNT

- Precision angle adjustable for a custom fit
  - Provides a quick and secure attachment point
- » DOUBLE BOOT MOUNT • 2883970  
» SINGLE BOOT MOUNT • 2884106

#### STEP 2 CHOOSE YOUR BOOTS



##### KOLPIN STRONGHOLD GUN BOOT XL – TRANSPORT

- 132 cm L x 9.5 cm W x 26.7 cm H
- » 2882430  
Requires Auto-Latch Mount (2883970 or 2884106)

##### KOLPIN STRONGHOLD GUN BOOT XL

- 132 cm L x 12 cm W x 23.5 cm H
- » 2882426  
Requires Auto-Latch Mount (2883970 or 2884106)

##### KOLPIN STRONGHOLD POP-UP BLIND/ ICE AUGER BOOT

- 116.8 cm L x 31.8 cm W
- » 2882427  
Requires Auto-Latch Mount (2883970 or 2884106)

#### CARGO BED REAR WINCH

- Assists lifting heavy objects like hay bales or big game up into rear cargo bed
- 136 kg winch mounts high on rear cab frame
- Equipped with 4.6 m of premium synthetic rope

» 2884215  
XP 1000 '18-'21, CREW XP 1000 '19-'21, CREW 1000 '20-'21, 1000 '20-'21



#### LOCK & RIDE GUN RACK 6

- Adjustable to store guns at an angle or vertical (shown at angle)
- Holds 6 rifles or shotguns securely with soft rubber v-grips
- Stock is secured in place with a soft molded rubber inlay along the bottom of the rack
- Rack can be adjusted into 3 positions based on firearm height

» 2882159  
XP 1000 '17-'21, CREW XP 1000 '17-'21, CREW 570 FULL-SIZE '18-'21, CREW 1000 '21, 570 FULL-SIZE '17-'21, 1000 '20-'21



#### IN-CAB GUN MOUNT

- Gives you instant gun access in the field
- Mounts securely to the floor and adjusts up to 45° forward
- Robust, molded gun butt holder at base
- Quick-release barrel straps
- Easily removable
- Accommodates scope-equipped rifles

» 2883263  
XP 1000 '18-'21, CREW XP 1000 '19-'21, CREW 1000 '20-'21, 1000 '20-'21  
NORTHSTAR EDITION REQUIRES 2208023 HWD KIT TO INSTALL ON THE 2019 AND NEWER MODELS

#### POLARIS PURSUIT CAMO SxS FIELD COVER

- Full-coverage camo print cover hides your side-by-side while in the field
- Lightweight material protects your RANGER from inclement weather

» 2882160  
XP 1000 '17-'21, EV '11-'21, 570 FULL SIZE '17-'21, 570 '14-'21, 500 '11-'21, 1000 '20-'21



Never transport a loaded firearm. Verify firearm is unloaded prior to mounting. Please refer to local laws and regulations regarding the requirements for the legal transport of firearms.

## KOLPIN RHINO GRIPS IDEAL FOR CARRYING RIFLES, SHOTGUNS, BOWS AND CROSSBOWS



##### LOCK & RIDE RHINO GRIP PRO

» 2884107  
ALL RANGER MODELS (EXCEPT 150)



##### LOCK & RIDE RATCHETING RHINO GRIP

» 2881575  
ALL RANGER MODELS (EXCEPT 150)



##### LOCK & RIDE RHINO GRIP XLR

» 2881574  
ALL RANGER MODELS (EXCEPT 150)



##### LOCK & RIDE RHINO GRIP XLR DOUBLES

» 2884108  
ALL RANGER MODELS (EXCEPT 150)



##### RHINO GRIP PRO REPLACEMENT RUBBER STRAPS

» 2884109  
RHINO GRIP PRO



##### NEW HEAVY-DUTY XLR REPLACEMENT RUBBER STRAPS (2)

» 2889204  
RHINO GRIP XL



# COLD WEATHER

GET READY FOR WINTER  
with plows and tracks.  
See P. 48 for plow details.

## POLARIS PLOW MODE

EXCLUSIVE TO RANGER XP 1000  
RIDE COMMAND FOR 2020 AND 2021

### RIDE COMMAND 7" DISPLAY

» 2884072

XP 1000 '19-21, CREW XP 1000 '19-21,  
CREW 1000 '20-21, 1000 '20-21

SEE  
P. 34

PLOW MODE FUNCTIONALITY DOES NOT CONTROL HYDRAULIC LIFT AND ANGLE



PLOW IS AUTOMATICALLY LOWERED  
WHEN SHIFTING INTO LOW



PLOW IS AUTOMATICALLY RAISED WHEN  
SHIFTING INTO REVERSE



BACK DRAG MODE ALLOWS  
FOR PULLING SNOW AWAY  
FROM BUILDINGS



### PROSPECTOR PRO TRACK MOUNTS

• Install this track system mounting hardware in place of tires and wheels. Tracks sold separately.

» 2889069 **NEW** FALL AVAILABILITY

XP1000 21, CREW XP1000 21, 1000 21, CREW 1000 '21  
FITS MODELS WITH HIGH CLEARANCE A-ARMS

» 2882783

XP1000 18-20, CREW XP1000 19-20, 1000 20, CREW 1000 '20  
DOES NOT FIT HIGH LIFTER MODELS

» 2880071

CREW 570-4 '15-21, 570 '14-21, 500 '17-21

### PROSPECTOR PRO TRACK

» 2880758

570 FULL-SIZE 16-21 WITH EPS, 570-2 '14-21 WITH EPS, CREW 570-2 '14-21  
WITH EPS  
DOES NOT FIT HIGH LIFTER MODELS

» 2883313

XP1000 '18-21 WITH EPS, CREW XP1000 '19-21 WITH EPS, 1000 20-21 WITH  
EPS, CREW 1000 20-21 WITH EPS  
DOES NOT FIT HIGH LIFTER MODELS

» 2880757

XP1000 '18-21 WITH OUT EPS, CREW XP1000 '19-21 WITH OUT EPS, 1000 20-21  
WITH OUT EPS, CREW 1000 20-21 WITH OUT EPS, 570 FULL-SIZE 16-21 NON  
EPS, 570-2 '14-21 WITH OUT EPS, CREW 570-2 '14-21 WITH OUT EPS

If using Glacier Pro Plow System with tracks, Track Plow Extension is required (2889267)

### POLARIS-SPECIFIC GEARING PROVIDES 1:1 RATIO TO:

- Minimize track slip, providing better climbing ability and improved traction in deep snow
- Improve top speed over prior models by approximately 5%
- Reduce operating RPM for a quieter ride
- Improve driveline durability, which allows vehicle to run at a lower RPM, decreasing engine wear

Polaris Exclusive optimized hub geometry that minimizes feedback and eases steering effort

New front dual stabilizer for improved stability

Lightweight design provides for better flotation, eases steering effort, and provides better vehicle control



For year-round use, Polaris recommends the use of Intake Update Kit (2880673) on any Ranger XP 1000 '17, Ranger XP 1000 CREW '14-18 with tracks installed. To keep intake system working optimally, this kit pre-filters out fine snow and dust.

# Otter®

### FEATURES

- Fits 1-2 people
- 2.46 square meter
- Set up dimensions: 170.2 L x 151.1 W x 199.4 H cm
- Cover included
- 2 top sealable vents
- Front entry door with dual coil zippers
- 2 sewn-in TPU crack resistant windows
- Insulated corners for complete coverage
- Interior draft skirt with extra-long perimeter

### POLARIS RANGER COMPATIBLE MODELS



XP 1000 '17-21, CREW XP 1000 '17-21,  
CREW 1000 '20-21, 1000 '20-21




CREW 570 FULL SIZE '18-21,  
570 FULL SIZE '17-21

LOOK & RIDE  
**Polaris XT Pro Lodge**  
by **Otter**

» 2882199


VEHICLE WITH TRACKS WILL REDUCE SITTING SPACE IN HOUSE SLIGHTLY



LOOK & RIDE Easy On & Off




Room for Ice Fishing Gear




Seating not included

Comfortable Fishing for 2

## EASY SET UP



# Otter<sup>TM</sup> TEC



### OUTER SHELL

Provides outstanding wind and light blocking capabilities

### INNER LINING

The full thermal quilted inner shell provides higher lofting while locking in heat and virtually eliminating condensation



### LIGHTWEIGHT

Oversized square tube aluminum frame with anodized receiver tubes and ultra-glide operation



"The full-thermal Otter Ice House from Polaris sets up in minutes, is spacious enough for two anglers to fish in comfort and stows quickly on the back of your RANGER. It is the premium shelter solution for ice anglers that rely on their Polaris RANGER for mobility out on the ice."

- James Holst, InDepth Outdoors

Otter is a registered trademark of Otter Outdoors, LLC

COMMON

3-SEAT 6 CREW /  
2-SEAT 6 CREW

COOLERS

HUNT

COLD WEATHER

PLOWS

LIGHTING

WHEELS & TIRES



# GLACIER<sup>®</sup> PRO HD

## PLOW SYSTEM

### HYDRAULIC CONTROL FOR EXTREME

# SNOW REMOVAL

A robust frame and tough blades, combined with a convenient hydraulic angle system, allow your Glacier Pro HD to move serious snow while you remain comfortable. Thanks to Lock & Ride technology, the Pro HD comes standard with a convenient kickstand attachment to the plow frame, giving you the easiest attachment.

#### 3-SEAT & CREW GLACIER PRO HD

» 183 cm  
Blades

» Choice of  
poly or steel

» Hydraulic lift &  
angle system option



	STEP 1 SELECT A MOUNT	STEP 2 SELECT A FRAME	STEP 3 SELECT PLOW CONFIGURATION		STEP 4 SELECT A BLADE
MODELS	MOUNT	FRAME	HYDRAULICS	WINCHES	BLADES
XP 1000 '18-21 CREW XP 1000 '19-21 1000 '20-21 CREW 1000 '20-21	Not Required Integrated into Factory Bumper  NON EPS RANGER 1000 REQUIRES FRONT BUMPER	TOP SELLER 2883255	Hydraulic Lift System 2883410	Polaris PRO HD 2,722 kg Winch 2882710	183 cm Poly 2879317
		Track Extension 2879871	Glacier Pro HD Plow Hydraulic Angle System 2885103	Polaris PRO HD 2,041 kg Winch 2882711	TOP SELLER 183 cm Steel 2879874
		Replacement T Shear Pin 2204829	Power Controller Required for hydraulic components 2883247	Power Controller Winch Adapter 2884159	
		Glacier PRO HD Kickstand System 2207382			

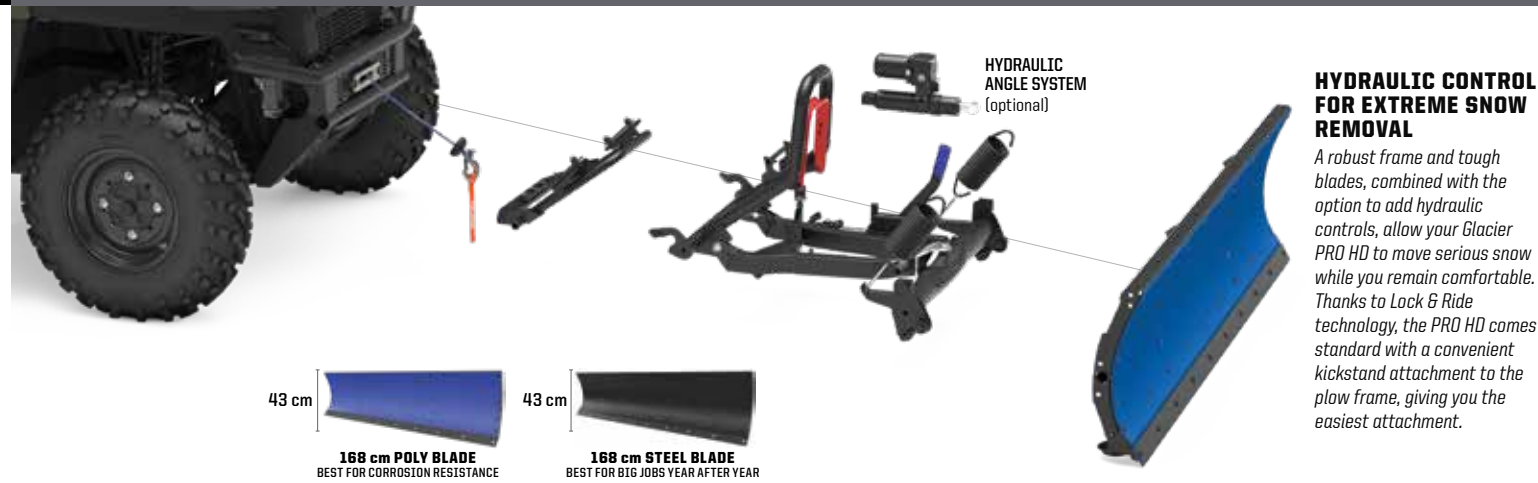
#### 2-SEAT & CREW 570 FULL-SIZE & CREW

#### GLACIER PRO HD

» 183 cm OR  
168 cm Blades

» Choice of  
poly or steel

» Hydraulic angle  
system option



#### HYDRAULIC CONTROL FOR EXTREME SNOW REMOVAL

A robust frame and tough blades, combined with the option to add hydraulic controls, allow your Glacier PRO HD to move serious snow while you remain comfortable. Thanks to Lock & Ride technology, the PRO HD comes standard with a convenient kickstand attachment to the plow frame, giving you the easiest attachment.

	STEP 1 SELECT A MOUNT	STEP 2 SELECT A FRAME	STEP 3 SELECT PLOW CONFIGURATION		STEP 4 SELECT A BLADE
MODELS	MOUNT	FRAME	HYDRAULICS	WINCH	BLADES
570 FULL-SIZE '16-21 CREW 570 FULL-SIZE '16-21	2880261 2879106	TOP SELLER 2880260	Glacier Pro HD Plow Hydraulic Angle System 2885104	Polaris PRO HD 2,041 kg Winch 2882238	183 cm Steel 2880270
		Track Extension 2880267	Power Controller Required for hydraulic components 2879227		168 cm Poly 2880269
570/500/ETX '10-21 CREW 570 '10-21 LI-ION EV & EV '15-21	2880261 2879106	Replacement Shear Pin 2205527	Glacier Pro HD Plow Hydraulic Angle System 2885104	Polaris PRO HD 2,041 kg Winch 2882238	Steel 2880268
			Power Controller Required for hydraulic components 2879227		183 cm Steel 2880270
					168 cm Poly 2880269
					168 cm Steel 2880268

#### SELECT ACCESSORIES

##### PLOW BLADE SNOW DEFLECTOR

- » 183 cm • 2858541
- » 168 cm • 2879866
- » 152 cm • 2871808

##### HEAVY DUTY SNOW PLOW DEFLECTOR

- » 183 cm • 2884160

##### QUICK RELEASE SKID SHOES

- Helps prevent blade wear
- Hardened steel for industrial strength
- » 2205223

##### COIL SPRING SPACER

- Keep the front end of the vehicle up and improve ride quality when using a plow on struts or A-arm vehicles
- » 2872655

##### WEAR BARS

- Protect your plow blade and minimize wear on the actual blade by installing Wear Bars
- » 183 cm • 2204976
- » 168 cm • 2879867
- » 152 cm • 2877243

- » HD 183 cm • 2879875
- » HD • 2879868

##### QUICK RELEASE SKID SHOES

- Helps prevent blade wear
- Hardened steel for industrial strength
- » 2208864

##### PLOW MARKER

- Helps driver monitor plow blade position
- Sold in pairs
- » 2872726

##### PLOW LINK

- » 2204974





# GLACIER<sup>®</sup> HD

PLow SYSTEM

MAKE QUICK WORK OF

THE SMALLER JOBS

Move some snow with the sturdy and capable Glacier HD plow system, and discover why a major snowfall can be the highlight of your week. With a robust frame, beefy poly and steel blade options, convenient Lock & Ride mounting and dismounting and amazing value, Glacier HD is a great choice in the dead of winter.

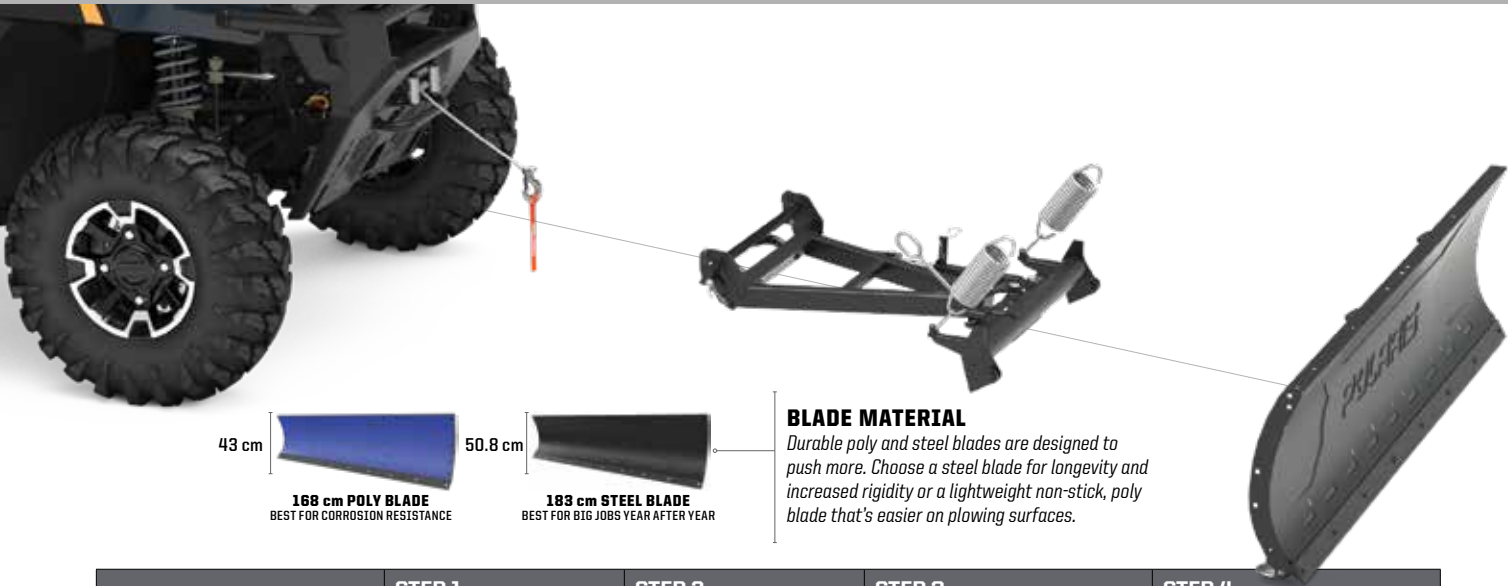


3-SEAT & CREW GLACIER HD

» 183 cm OR  
168 cm Blades

» Choice of  
poly or steel

» Manual angle  
system standard



**BLADE MATERIAL**  
*Durable poly and steel blades are designed to push more. Choose a steel blade for longevity and increased rigidity or a lightweight non-stick, poly blade that's easier on plowing surfaces.*

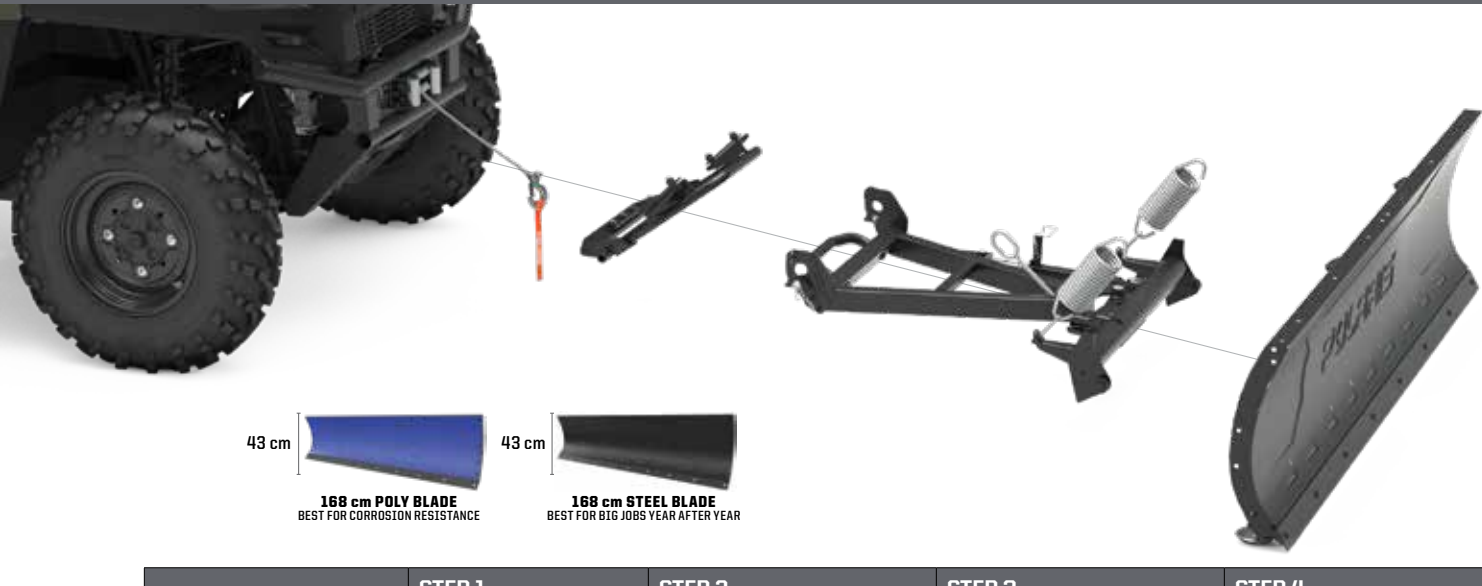
	STEP 1 SELECT A MOUNT	STEP 2 SELECT A FRAME	STEP 3 SELECT A LIFT METHOD	STEP 4 SELECT A BLADE
MODELS	MOUNT	FRAME	WINCHES	BLADES
XP 1000 '18-21 CREW XP 1000 '19-21 1000 '20-21 CREW 1000 '20-21  NOT COMPATIBLE WITH 29" OR LARGER TIRES	<b>Not Required</b> Integrated into Factory Brushguard  NON EPS RANGER 1000 REQUIRES FRONT BUMPER	<b>TOP SELLER</b> 2882927  <b>Replacement Shear Pin</b> 2205527	<b>Polaris HD 2,041 kg Winch</b> 2882714	<b>183 cm Steel</b> 2880270  <b>168 cm Poly</b> 2880269  <b>168 cm Steel</b> 2880268

2-SEAT & CREW 570 FULL-SIZE & CREW

GLACIER HD

» 168 cm  
Blades

» Choice of  
poly or steel



	STEP 1 SELECT A MOUNT	STEP 2 SELECT A FRAME	STEP 3 SELECT A LIFT METHOD	STEP 4 SELECT A BLADE
MODELS	MOUNT	FRAME	WINCHES	BLADES
570 FULL-SIZE '16-21 CREW 570 FULL-SIZE '16-21	2879105 2879106	<b>TOP SELLER</b> 2882927  <b>Replacement Shear Pin</b> 2205527	<b>Polaris HD 1,588 kg Winch</b> 2881669	<b>168 cm Poly</b> 2880269  <b>168 cm Steel</b> 2880268
570/500/ETX '10-21 CREW 570 '10-21 LI-ION EV & EV '15-21	2879105 2879106		<b>Polaris HD 1,588 kg Winch</b> 2881669	<b>168 cm Poly</b> 2880269  <b>168 cm Steel</b> 2880268

SELECT ACCESSORIES

WEAR BARS	PLow BLADE SNOW DEFLECTOR	HEAVY DUTY SNOW PLOW DEFLECTOR	QUICK RELEASE SKID SHOES
• Protect your plow blade and minimize wear on the actual blade by installing Wear Bars	» 183 cm • 2204976 » 168 cm • 2879867 » 152 cm • 2877243	» HD 183 cm • 2879875 » HD 168 cm • 2879868	» 183 cm • 2858541 » 168 cm • 2879866 » 152 cm • 2871808
			• Helps prevent blade wear • Hardened steel for industrial strength » 2208864

COIL SPRING SPACER	QUICK RELEASE SKID SHOES	PLOW MARKER	GLACIER PLOW LINK
• Keep the front end of the vehicle up and improve ride quality when using a plow on strut or A-arm vehicles » 2872655	• Helps prevent blade wear • Hardened steel for industrial strength » 2208864	• Helps driver monitor plow blade position • Sold in pairs » 2872726	» 2204974





POLARIS ENGINEERED  
ADVANTAGES

MOUNTS PERFECTLY  
Designed for your Polaris Engineered  
bumper, roof or other mounting point.

MAX PERFORMANCE  
Validated to work as hard as  
your machine does.

DOESN'T OVERTAX  
Trust it to work when you  
need it to.

PRO ARMOR®



## ADVANCED TECH

RIGID lights are driven by Aluminum PCB Smart Boards™, 6063-T5 aircraft aluminum extruded housings and Tiger Drylac UV protection polyester powdercoating.

## EXCLUSIVE OPTICS

RIGID lights feature impact-resistant polycarbonate lenses for a 100% water/dustproof seal.

## RUGGED CONSTRUCTION

Pro Armor lights are designed to be big and beefy with an aggressive style all their own, and housed in IP67 marine-grade rated UV polyester powder coating.

## MASSIVELY BRIGHT

Pro Armor builds bright lights designed for any riding experience. All that power is directed through heat dissipating aluminum for streamlined heat management.

### LIGHT BAR TYPES



#### SR-SERIES PRO

Sleek, powerful, low-profile (under 5 cm tall).  
Lights extreme distances with low energy usage.  
Available in 25 cm & 81 cm



#### D-SERIES PRO

Compact to fit almost anywhere with  
high output and low energy usage.  
Available in Driving, Flood & Spot



#### DUAL-ROW LED LIGHT BARS

The most spread and farthest illumination  
downrange. Easy to mount.  
Available in Cube, 25 cm, 50 cm & 76 cm



#### SINGLE-ROW LED LIGHT BARS

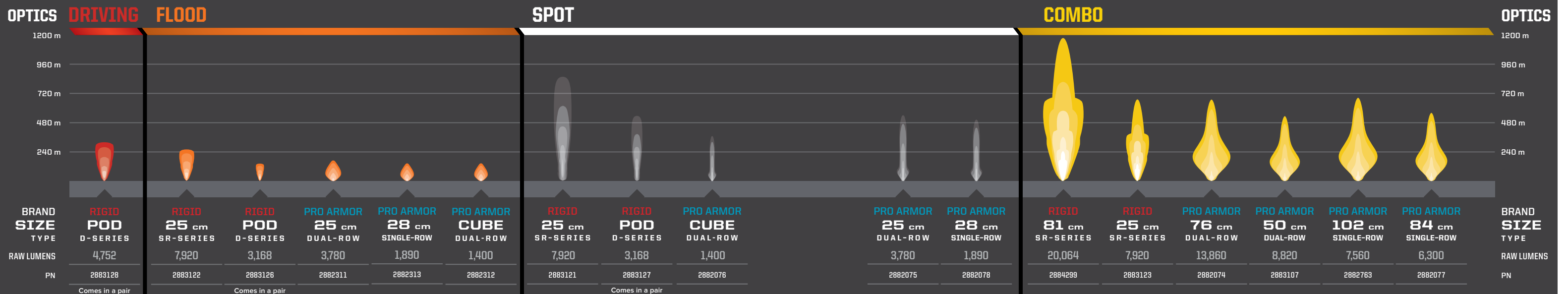
Powerful, compact, low-profile light bars with  
sleek look.  
Available in 28 cm, 84 cm & 102 cm



#### CUBE LED LIGHTS

Small size allows mounting in  
strategic locations for added lighting.  
Available in Flood & Spot

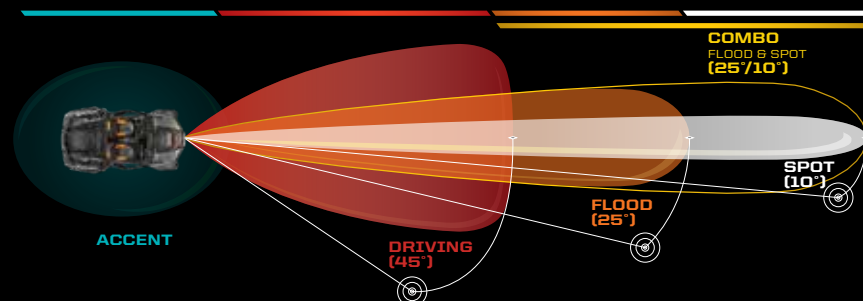
### LIGHT BAR OPTIONS



## BUILD YOUR VISION

Consider the Optics,  
Angle & how you will  
use your vehicle to  
choose the right light  
or set of lights.

OPTICS LIGHT ANGLE	ACCENT	DRIVING (45°)	FLOOD (25°)	SPOT (10°)	COMBO (25°/10°)
DRIVING SPEED	All	Slow	Medium	Fast	Medium to fast
BEAM	Diffused glow	Extra-wide	Wide/Shorter	Concentrated/Long	Inner spot & outer flood
RECOMMENDED MOUNTING	Low/Wheel well	All points	Low &/or rear	High points	All points
TERRAIN & RIDING STYLE	Added style & personalization in any terrain	All riding & utility	Wide-open terrain or trails & utility	Trail & tight conditions	All riding & utility



### ADD A HARNESS TO MOUNT YOUR LIGHTS

MODEL	LIGHT BAR SET-UPS		
	1 LIGHT IN 1 LOCATION ON 1 SWITCH	2 LIGHTS IN 2 LOCATIONS ON 1 SWITCH	2 LIGHTS IN 2 LOCATIONS ON 2 SWITCHES
2014-2021 ALL MODELS EXCEPT XP 1000 '18-21, CREW XP 1000 '19-21, 1000 '20-21 & CREW 1000 '20-21	⚠ Requires Battery Connection Cable LIGHT BAR HARNESS 2882209	⚠ Requires Battery Connection Cable LIGHT BAR HARNESS 2882209 Y-HARNESS 2879860	⚠ Requires Battery Connection Cable LIGHT BAR HARNESS (x2) 2882209
XP 1000 '18-21, CREW XP 1000 '19- 21, 1000 '20-21 & CREW 1000 '20-21	SEE P. 29 FOR  WIRING CONNECTIONS		

IF INSTALLING REAR FACING LIGHT ON CREW MODELS, USE 2883854

### 1 LED LIGHT BAR WIRING HARNESS - REAR FACING CREW EXTENSION

» 2883854

XP 1000 '20-21, CREW XP 1000 '19-21, CREW 1000 '20-21

### ⚠ BATTERY CONNECTION CABLES 3-SEAT & CREW 2-SEAT & CREW

» 3-SEAT • 2879388

XP 1000 '17-18, XP 900 '19

» CREW • 2879685

CREW XP 900/CREW XP 1000 '17-18

» 2-SEAT • 2879990

570 '15-21, 500 '17-21

» CREW • 2880929

CREW 570-4 '15-21, 570 '15-21, 500 '17-21

» 570 • 2881684

570 FULL-SIZE '16-21



ADD A BEACON  
LIGHT FOR 360°  
ILLUMINATION  
P. 27

COMMON

3-SEAT & CREW /  
2-SEAT & CREW

COOLERS

HUNT

COLD WEATHER

PLOWS

LIGHTING

WHEELS & TIRES



SUPERIOR PERFORMANCE & DURABILITY

WAYS TO SHOP WHEELS & TIRES

LIFELONG PERFORMANCE

- Every tire is designed and constructed with longevity in mind
- 3,000+ mile rated (4,828 kilometers)

PREMIUM PROTECTION

- Pro Armor makes tires with extra protection exactly where it's needed most—the sidewall
- Triple-belted sidewalls keep your tires more resistant so you can keep going

TOUGHEST TIRES

- Higher ply ratings mean added protection
- Pro Armor builds 8 or 10-ply rated tires for higher puncture-resistance



KNOW YOUR TIRES

DIMENSIONS			TREAD DEPTH	TIRE WEIGHT	PLY RATING	SIDEWALL BELTS	LOAD RATING
TIRE HEIGHT	TIRE WIDTH	WHEEL DIAMETER					
32" x 9"	R15	FRONT/REAR	30 mm	18 kg	10	3	499 kg
Part Number			TREAD DEPTH Deeper treads have more grip in all conditions	TIRE WEIGHT A lighter tire makes for improved vehicle performance	PLY RATING Indicates tire puncture-resistance	SIDEWALL BELTS Increase your resistance to sidewall punctures	LOAD RATING How much weight can the tire handle

TIRES BY SIZE

26"	27"	28"	29"
ATTACK	MUD XC	CRAWLER XR	DUAL-THREAT
DUAL-THREAT	PRESERVE	HARVESTER	MUD XC
	HARVESTER	ATTACK 2.0	HD-K
		CRAWLER XG	

TIRES BY TERRAIN

Trail	Rock	Desert	Mud	Utility	Snow
HARVESTER	CRAWLER XR	CRAWLER XR	MUD XC	HARVESTER	HARVESTER
PRESERVE	CRAWLER XG	CRAWLER XG		PRESERVE	XD-K
XD-K	DUAL-THREAT	ATTACK		XD-K	ATTACK
CRAWLER XR		ATTACK 2.0		HD-K	ATTACK 2.0
CRAWLER XG		DUAL-THREAT			HD-K
MUD XC					
ATTACK					
ATTACK 2.0					
DUAL-THREAT					
HD-K					

WHEELS BY SIZE

14"	15"
40-SERIES (9 TIRE OPTIONS)	50-SERIES (3 TIRE OPTIONS)
4201 (AMPLIFY)	5201 (CYCLONE)
4202 (BUCKLE)	5202 (FLARE)
4301 (COMBAT)	4301 (HALO)
4203 (REBLR)	5203 (HEXLR)
4204 (SHACKLE)	5204 (WYDE)
4205 (SIXR)	
HD DUAL	

KNOW YOUR WHEELS

STEP 1: SELECT YOUR SERIES

4 = 40-SERIES 5 = 50-SERIES

STEP 2: CHOOSE YOUR LOAD RATING

1 = <800 lbs 2 = 801 - 1,300 lbs 3 = 1,301 - 1,600+ lbs

STEP 3: PICK YOUR STYLE

OFFSET / BEADLOCK / COLOR

INCREASE OFFSET FROM STOCK = NARROWER STANCE  
DECREASE OFFSET FROM STOCK = WIDER STANCE



TIRES

THE RIGHT TIRES

**FOR WORK.** Pro Armor Utility Tires are built to provide exactly what you need for your application. Need a high-kilometer work horse? We've got it. Need a turf-friendly tire with low-impact? We've got those too. Looking for the most extreme puncture resistance? Check.

"We use our RANGER every day around the farm. We put the Pro Armor HARVESTER Tires on last fall. We love them! We have received better traction as well as a gentler and quieter ride compared to the stock tires whether around the yard or out to the fields. They are so gentle on the lawn; we don't worry about driving the kids anywhere around the farm. We've had them on for a year and can't even see wear and tear, these are the best tires for my RANGER."

- BOB S., BARRON, WISCONSIN

PICKING THE RIGHT UTILITY TIRE

UTILITY FEATURE	HARVESTER	PRESERVE	XD-K	HD-K
<b>8,047 Kilometer Rated</b> Long life and performance	X	X		
<b>10-Ply Rated</b> Higher ply ratings means added protection	X	X	X	X
<b>Low Impact Tread</b> Easy on soil		X		
<b>Heavy Duty Tread</b> Aggressive tread pattern for all day work on farms or ranches	X		X	X
<b>Turf-Friendly</b> Easy on grass and farm yard	X	X		
<b>Aramid Fiber Belt</b> 5x times stronger than steel and lighter			X	X
<b>Wide Range of Sizes</b> For exactly how you want to use your machine	30", 28", 27", 26"	27", 26"	26"	29"



PRO ARMOR PRESERVE

- Turf-friendly for areas where low-impact from tire tread is needed
- Rounded profile and special tread pattern to limit footprint

		TREAD DEPTH	TIRE WEIGHT	PLY RATING	SIDEWALL BELTS	LOAD RATING
14" 27" x 10" R14 5416348	FRONT/ REAR	16 mm	13 kg	10	3	599 kg
12" 26" x 8" R12 5416403	FRONT		11 kg			388 kg
12" 26" x 10" R12 5416402	REAR		13 kg			599 kg



PRO ARMOR HARVESTER

- All-around work horse with tread life of 8047 km
- Tread pattern designed to withstand anything from the farmyard to the pastures and the trail
- With 10-ply, it can carry the load day in and day out

		TREAD DEPTH	TIRE WEIGHT	PLY RATING	SIDEWALL BELTS	LOAD RATING
14" 28" x 10" R14 5416347	FRONT/ REAR	16 mm	15 kg	10	3	630 kg
14" 27" x 10" R14 5415965	FRONT/ REAR		15 kg			599 kg
12" 26" x 8" R12 5416396	FRONT		11 kg			388 kg
12" 26" x 10" R12 5415966	REAR		15 kg			615 kg



PRO ARMOR XD-K

- 26" Aramid fiber-belted tire to tackle any terrain
- Unique full-face tread design
- Harder durometer lugs promotes extended wear, increasing tire life

		TREAD DEPTH	TIRE WEIGHT	PLY RATING	SIDEWALL BELTS	LOAD RATING
12" 26" x 9" R12 5415756	FRONT	31.7 mm	13 kg	10	3/1 Aramid Fiber Belt	388 kg
12" 26" x 11" R12 5415757	REAR		15 kg			499 kg



PRO ARMOR HD-K **NEW**

- Designed to provide a smooth ride and aggressive traction in all riding terrains
- Triple belted sidewall provides extreme sidewall protection and extends the tire life
- Quad belt tread core offers superior protection and longer tread life

		TREAD DEPTH	TIRE WEIGHT	PLY RATING	SIDEWALL BELTS	LOAD RATING
14" 29" x 10" R14 5417507	FRONT/ REAR	31.75 mm	18 kg	10	3/1 Aramid	598 kg





TIRES



PRO ARMOR CRAWLER XR

- Wanna race? This tire grips it all, from the trail to the rocks
- Square block profile for even surface contact
- A tougher durometer than the XG to take on the toughest the trail has to offer


		TREAD DEPTH	TIRE WEIGHT	PLY RATING	SIDEWALL BELTS	LOAD RATING
14" 28" x 10" R14 5415536	FRONT/ REAR	16 mm	15 kg	8	3	517 kg



XR

SINGLE DUROMETER


- Smaller lug height, added rigidity and lateral stability when cornering
- Unique lug design excels in hard-packed, fast terrain



PRO ARMOR CRAWLER XG

- Big or small, these tires crawl them all
- A soft, sticky compound makes this tire ideal for both rock crawling and desert running
- 8-ply, triple-belted ballistic sidewalls resist punctures

		TREAD DEPTH	TIRE WEIGHT	PLY RATING	SIDEWALL BELTS	LOAD RATING
15" 28" x 10" R15 5416346	FRONT/ REAR	20 mm	15 kg	8	3	499 kg




WHAT CRAWLER ARE YOU?

XG

DUAL-DUROMETER

- Taller lug height
- Perfect balance between high-speed performance, durability and flex in order to grip slick rock



PRO ARMOR MUD XC

- Designed for the perfect mud-trail crossover for a smooth ride on the trail and aggressive traction in the mud
- Dual-compound technology with harder durometer lugs promote extended wear, increasing tire life
- 10-ply construction, means added protection in the toughest terrain

		TREAD DEPTH	TIRE WEIGHT	PLY RATING	SIDEWALL BELTS	LOAD RATING
14" 29" x 10" R14 5416946	FRONT/ REAR		18 kg		3	630 kg
14" 27" x 9" R14 5416947	FRONT	30 mm	14 kg	10		531 kg
14" 27" x 11" R14 5416948	REAR		15 kg		3	599 kg



PRO ARMOR DUAL-THREAT

- Dual-compound technology and radial construction offer performance in all terrains
- Softer durometer rubber on outer edge for overall superior grip and feel
- Harder durometer rubber in the middle for increased traction during acceleration and longer tread life

		TREAD DEPTH	TIRE WEIGHT	PLY RATING	SIDEWALL BELTS	LOAD RATING
14" 26" x 9" R14 5416340	FRONT		12 kg			413 kg
14" 26" x 11" R14 5416341	REAR		14 kg			504 kg
14" 29" x 9" R14 5416342	FRONT	16 mm	14 kg	10	3	504 kg
14" 29" x 11" R14 5416343	REAR		16 kg			599 kg



DUAL-COMPOUND = MORE GRIP + LONGER LIFE

Firmer Durometer Rubber = Longer Life



Softer Durometer Rubber = More Grip



PRO ARMOR ATTACK 2.0

- Engineered for excellent hard-pack performance
- Dual-compound technology and radial construction offer performance in all terrains.
- Tight tread pattern for quieter ride

		TREAD DEPTH	TIRE WEIGHT	PLY RATING	SIDEWALL BELTS	LOAD RATING
15" 28" x 10" R15 5416344	FRONT/ REAR	25 mm	15 kg	10	3	499 kg



TIGHTER TREAD PATTERN = Better traction in hard pack

DUAL-DUROMETER LUG = Increased grip & traction in rough terrain, smoother

10-PLY RATED = Increased durability

LARGER SIZE OFFERING IN 28" = More ground clearance & trail traction



PRO ARMOR ATTACK

- The best all-purpose tire for all-season traction in any terrain
- Unique, full-face tread design
- Harder durometer lugs promote extended wear, increasing tire life
- Wider spaced lugs provide more grip in softer terrain

		TREAD DEPTH	TIRE WEIGHT	PLY RATING	SIDEWALL BELTS	LOAD RATING
14" 26" x 9" R14 5415613	FRONT		13 kg			413 kg
14" 26" x 11" R14 5415614	REAR	23 mm	15 kg	8	3	599 kg





KNOW YOUR TERRAIN



- Tread patterns optimized for extreme traction
- Ideal for both hard pack and loose trail



- Flexible "grippy" tread
- Aggressive side bite



- Provides traction and durability
- Built to perform in hard sand, jagged rocks or any other extreme terrain



- Extra deep treads
- Self-cleaning lugs



- Paddles provide traction and durability in soft sand
- Built to float on top of sand



- Industry leading anti-puncture side walls
- Purpose-built, long lasting tread patterns



- Handles extreme cold
- Holds shape and provides traction

WHEEL & TIRE SETS

14"

40-SERIES

UTILITY

	HARVESTER 28" 8,047 km	HARVESTER 27" 8,047 km	PRESERVE 27" 8,047 km
4201 (AMPLIFY) Accent	2883225	2882388	2883208
4201 (AMPLIFY) Matte Black	2883226	2882389	2883209
4202 (BUCKLE) Accent	2883220	2882383	2883203
4202 (BUCKLE) Matte Black	2883221	2882384	2883204
4301 (COMBAT) Accent BEADLOCKS PRE-MOUNTED			
4301 (COMBAT) Matte Black BEADLOCKS PRE-MOUNTED			
4203 (REBLR) Matte Black BEADLOCKS SOLD SEPARATELY			
4204 (SHACKLE) Accent	2883222	2882385	2883205
4204 (SHACKLE) Matte Black	2883223	2882386	
4205 (SIXR) Luster			
4205 (SIXR) Matte Black	2883224	2882387	2883207

15"

50-SERIES

TRAIL

DESERT/ROCK

	ATTACK 2.0 28" 4,828 km	CRAWLER XG 28" 4,828 km
5201 (CYCLONE) Accent	2883160	2883188
5201 (CYCLONE) Matte Black	2883159	2883187
5202 (FLARE) Accent	2883158	2883186
5202 (FLARE) Matte Black	2883157	2883185
5301 (HALO) Accent BEADLOCKS PRE-MOUNTED	2883162	2883190
5301 (HALO) Matte Black BEADLOCKS PRE-MOUNTED	2883161	2883189
5203 (HEXLR) Accent BEADLOCKS SOLD SEPARATELY	2883154	2883182
5204 (WYDE) Matte Black	2883155	2883183

DESERT/ROCK

MUD/TRAIL

	CRAWLER XR 28" 4,828 km	MUD XC 29" 4,828 km	MUD XC 27" 4,828 km
	2882394	2884265	2884272
	2882395	2884266	2884273
	2881343	2884260	2884267
	2881344	2884261	2884268
	2883213		
	2883212		
	2881386		
	2881355	2884263	2884270
	2881356	2884264	2884271
	2881371		
	2881372	2884262	2884269

BACKCOUNTRY/TRAIL

	DUAL-THREAT 29" 4,828 km	DUAL-THREAT 26" 4,828 km	ATTACK 26" 4,828 km
	2883146	2883138	2882390
	2883147	2883139	2882391
	2883148	2883140	2881335
	2883149	2883141	2881336
	2883219	2883217	
	2883218	2883216	
			2881381
	2883150	2883142	2881347
	2883151	2883143	2881348
			2881359
	2883152	2883144	2881360

REPLACEMENT CAPS

POLARIS CAPS



LUSTER	ALL WHEELS EXCEPT 5204 (WYDE) & 5203 (HEXLR)	1521509-410
MATTE BLACK		1521509-521
LUSTER	5203 (HEXLR)	1522243-410
MATTE BLACK		1522243-458
NEW HD MATTE BLACK	ALL WHEELS	5457498-458

PRO ARMOR CAPS



LUSTER	ALL WHEELS EXCEPT 5204 (WYDE) & 5203 (HEXLR)	5453209-410
MATTE BLACK		5453209-458
MATTE BLACK	5204 (WYDE)	1523063-458
LUSTER	5203 (HEXLR)	1523015-410
MATTE BLACK		1523015-458

LUG NUTS

LUG NUTS REQUIRED



12mm x 1.5 SPLINED LUG NUTS

16 LUG NUTS WITH WRENCH	ALL POLARIS RANGER 3-SEAT & CREW MODELS	2879332
4 LUG NUTS WITHOUT WRENCH		2879331
SPLINED LUG WRENCH		2204966

3/8" - 24 HEX LUG NUTS

16 HEX LUG NUTS	ALL POLARIS RANGER 570 '20-21 MODELS	2877409
4 HEX LUG NUTS		2876754



2 WAYS TO PURCHASE

INDIVIDUAL WHEELS & TIRES - OR - COMPLETE SETS AS LISTED

Exclusively at Polaris Authorized Dealers



TIRE SEALANT

P. 89

- » 946 mL • 2830484
- » 3.8 LITER • 2830485
- » 19 LITER • 2830486
- » 19 LITER PUMP • 2830487



COLBY VALVE SHORT ULTIMATE VALVE - 2 PACK

- » 2883292



COLBY VALVE EMERGENCY VALVE - 2 PACK

- » 2883293



COLBY VALVE BOX COMBO

- Includes 8 Ultimate and 8 Emergency Valves
- » 2883294



WHEELS

15"

50-SERIES

A 5201 (CYCLONE)				
WEIGHT: 7.8 kg   LOAD RATING: 590 kg   OFFSET: +4				
ACCENT:	FRONT/REAR	15" x 7"	1523184-266	
MATTE BLACK:	FRONT/REAR	15" x 7"	1523184-458	
B 5203 BEADLOCK (HEXLR) ⦿				
WEIGHT: 7.3 kg   LOAD RATING: 590 kg   OFFSET: +38				
MATTE BLACK:	FRONT/REAR	15" x 7"	1522435-458	

C 5301 BEADLOCK (HALO)				
WEIGHT: 7.7 kg   LOAD RATING: 726 kg   OFFSET: +38				
ACCENT:	FRONT/REAR	15" x 7"	1523282	
MATTE BLACK:	FRONT/REAR	15" x 7"	1523266	
D 5202 (FLARE)				
WEIGHT: 8.1 kg   LOAD RATING: 590 kg   OFFSET: +4				
ACCENT:	FRONT/REAR	15" x 7"	1523102-266	
MATTE BLACK:	FRONT/REAR	15" x 7"	1523102-458	

E 5204 (WYDE) ⦿				
WEIGHT: 6.1 kg   LOAD RATING: 590 kg   OFFSET: +55				
MATTE BLACK:	FRONT/REAR	15" x 7"	1522550-458	

LUG NUTS ⦿ LUG NUTS REQUIRED  
SEE P. 61

14"

40-SERIES

F 4201 (AMPLIFY) ⦿				
FRONT	WEIGHT: 5.9 kg   LOAD RATING: 408 kg   OFFSET: +4			
REAR	WEIGHT: 6.4 kg   LOAD RATING: 590 kg   OFFSET: -9			
ACCENT:	FRONT	14" x 7"	1522956-266	
	REAR	14" x 8"	1522957-266	
MATTE BLACK:	FRONT	14" x 7"	1522956-458	
	REAR	14" x 8"	1522957-458	
G 4203 BEADLOCK (REBLR) ⦿				
FRONT	WEIGHT: 5.9 kg   LOAD RATING: 408 kg   OFFSET: +4			
REAR	WEIGHT: 6.6 kg   LOAD RATING: 590 kg   OFFSET: -9			
MATTE BLACK:	FRONT	14" x 7"	1522238-458	
	REAR	14" x 8"	1522239-458	

H 4202 (BUCKLE) ⦿				
FRONT	WEIGHT: 5.8 kg   LOAD RATING: 408 kg   OFFSET: +4			
REAR	WEIGHT: 6.1 kg   LOAD RATING: 590 kg   OFFSET: -9			
ACCENT:	FRONT	14" x 7"	1522544-266	
	REAR	14" x 8"	1522545-266	
MATTE BLACK:	FRONT	14" x 7"	1522544-458	
	REAR	14" x 8"	1522545-458	
I 4204 (SHACKLE) ⦿				
FRONT	WEIGHT: 5.9 kg   LOAD RATING: 408 kg   OFFSET: +4			
REAR	WEIGHT: 6.4 kg   LOAD RATING: 590 kg   OFFSET: -9			
ACCENT:	FRONT	14" x 7"	1522546-266	
	REAR	14" x 8"	1522547-266	
MATTE BLACK:	FRONT	14" x 7"	1522546-458	
	REAR	14" x 8"	1522547-458	

J 4301 BEADLOCK (COMBAT)				
WEIGHT: 7.3 kg   LOAD RATING: 729 kg   OFFSET: +38				
ACCENT:	FRONT/REAR	14" x 7"	1523284	
MATTE BLACK:	FRONT/REAR	14" x 7"	1523283	
K 4205 (SIXR) ⦿				
FRONT	WEIGHT: 4.8 kg   LOAD RATING: 408 kg   OFFSET: +4			
REAR	WEIGHT: 5.7 kg   LOAD RATING: 590 kg   OFFSET: -9			
MATTE BLACK:	FRONT	14" x 7"	1521507-521	
	REAR	14" x 8"	1521508-521	
LUSTER:	FRONT	14" x 7"	1521507-410	
	REAR	14" x 8"	1521508-410	
L HD DUAL BEADLOCK				
WEIGHT: 18.1 kg   LOAD RATING: 725.7 kg   OFFSET: +38				
MATTE BLACK:	FRONT/REAR	14" x 7"	1524022-458	

KNOW YOUR WHEELS

STEP 1:  
SELECT SERIES

4 = 40-SERIES  
5 = 50-SERIES

STEP 2:  
CHOOSE LOAD RATING


1 = <800 lbs  
2 = 801 - 1,300 lbs  
3 = 1,301 - 1,600+ lbs

STEP 3:  
PICK STYLE

OFFSET / BEADLOCK / COLOR

INCREASE OFFSET FROM STOCK  
= NARROWER STANCE

DECREASE OFFSET FROM STOCK  
= WIDER STANCE



14" FORGED BEADLOCK RINGS		
Only used on 4203 (REBLR)		PART #
A	Voodoo Blue	1522244-619
B	Machined	1522244-266
C	White	1522244-133
D	Indy Red	1522244-293
E	Orange Crush	1522244-589
F	Matte Black - Replacement Only used on 4301 (Combat)	1523146-458

15" FORGED BEADLOCK RINGS		
Only used on 5203 (HEXLR)		PART #
A	Voodoo Blue	1522240-619
B	Machined	1522240-266
C	White	1522240-133
D	Indy Red	1522240-293
E	Orange Crush	1522240-589
F	Matte Black - Replacement Only used on 5301 (Halo)	1523147-458

SEE P. 57 & 61  
FOR HD PARTS

COMMON

3-SEAT 8 CREW /  
2-SEAT 6 CREW

COOLERS

HUNT

COLD WEATHER

PLOW

LIGHTING

WHEELS & TIRES



PERFORMANCE & COMFORT

THE RANGER 570 FULL-SIZE builds on its legendary reputation for getting the job done. With the industry's most complete lineup of Polaris Engineered Accessories, it's ready for anything your work demands.

ROOFS



**SPORT ROOF**

- Lightweight, rugged polyethylene construction
- Offers protection from sun and rain
- Does not work with Full Doors

» **TOP SELLER** 2877946  
570 FULL SIZE '17-21

» **CREW** • 2878755  
CREW 570 FULL SIZE '18-21



**BIMINI SOFT TOP**

- Tight-fitting canvas soft top with easy on/off design
- Lightweight 600 denier, solution-dyed polyester construction

» 2876963-067  
570 FULL SIZE '17-21



**CANVAS ROOF/REAR PANEL**

- Constructed from premium, mold-resistant polyester with UV stabilizers
- Durable, heat-sealed vinyl window for crack resistance

» 2883471  
570 FULL SIZE '17-21

WINDSHIELDS



**POLY WINDSHIELD**

- Optical-grade, .6 cm-thick polycarbonate for outstanding protection and visibility

» **HARD COAT** • 2879489  
CREW 570 FULL SIZE '18-21

» **TOP SELLER** **GENERAL PURPOSE** • 2876958  
CREW 570 FULL SIZE '18-21, 570 FULL SIZE '17-21



**LOCK & RIDE HALF WINDSHIELD**

- Durable, optical-grade, .45 cm-thick polycarbonate for impact-resistance
- Half-height design delivers improved airflow for hot/dusty conditions
- Retains sporty, rugged look

» 2878756  
CREW 570 FULL SIZE '18-21, 570 FULL SIZE '17-21

REAR PANEL



**POLY REAR PANEL**

- Constructed from thick, impact resistant polycarbonate
- Delivers protection from the elements and a quieter ride
- Scratch-resistant for years of clear vision
- Contoured design eliminates perimeter framework for full rearward visibility

» 2878165  
CREW 570 FULL SIZE '18-21, 570 FULL SIZE '17-21

LOOK & RIDE ADD STORAGE TO YOUR RANGER 570 P. 74

DOORS



**RANGER CANVAS DOORS**

- Constructed from premium, mold-resistant polyester with UV stabilizers
- Durable, heat-sealed vinyl window for crack resistance
- Zip-down windows for adjustable ventilation

» 2876962-067  
570 FULL SIZE '17-21  
REQUIRES 2883471 CANVAS ROOF/REAR PANEL  
DOES NOT FIT WITH 2877946 OR 2876963-067

WINCHES

FEATURES	PRO PRO HEAVY DUTY SERIES	HD HEAVY DUTY SERIES
RAPID ROPE RECOVERY	STANDARD	NOT AVAILABLE
AUTO STOP TECHNOLOGY	STANDARD	OPTION
WINCH LINE	SYNTHETIC ROPE	STEEL CABLE
FAIRLEAD	ALUMINUM	STEEL ROLLER
CONTROL	WIRELESS STANDARD, WIRED OPTION	WIRED STANDARD, WIRELESS OPTION
MODEL	2,041 kg	1,588 kg
570 FULL-SIZE '16-21 CREW 570 FULL-SIZE '16-21	2882238	2881669
		ADD REQUIRED CABLES
		3-Seat Models: 2881684 Crew Models: 2880929

UPGRADE YOUR HD WINCH WITH THESE ACCESSORIES

WIRELESS REMOTE	SYNTHETIC ROPE	AUTO STOP UPGRADE
• Up to 15 m range with LED indicator	1,588 kg	• Billeted aluminum
• Direct plug and play operation	» 2878888	• Replaces stock fairlead
» 2879316	1,588 kg	» 2881693
Works with 2881669	» 2879187	Works with 2881669
	STEEL CABLE	SYNTHETIC ROPE REQUIRED
	1,588 kg	
	» 2878890	

UPGRADE YOUR CONTROLS HD OR PRO HD WINCHES

WIRED REMOTE CONTROL	POWER CONTROLLER
• Must order remote handle and socket together	• Control your winch and plow hydraulics directly from the shift knob
» REMOTE HANDLE 4013466	» 2879227
» SOCKET 4014228	EV '11-21, CREW 570-4 '14-21, 570 FULL SIZE '17-21, 570 '14-21, 500 '11-21

DO MORE

**COOLERS**  
SEE P. 42

**COLD WEATHER**  
SEE P. 46

**HUNT**  
SEE P. 44

**LIGHTING**  
SEE P. 52



# MAKE IT YOURS.

WORK HARD AND GET IT DONE with Polaris Engineered Accessories for your RANGER. Start with the ultimate in all-season performance and comfort with the best cab components in the industry. Find everything you need to outfit your RANGER for the task at hand.

## RANGER 570 HUNT

2881784	<b>Full Tip-Out Windshield - Glass</b>	P. 70
2879967	<b>Heater/Defrost Kit</b>	P. 72
2882238	<b>Polaris PRO HD 2041 kg Winch</b>	P. 73
2882430	<b>Kolpin Stronghold Gun Boot XL Transport</b>	P. 44



## RANGER CREW 570-4 EPS RANCH

2881783	<b>Glass Full Windshield, Clear</b>	P. 70
2879963	<b>Canvas Door Set</b>	P. 69
2881533	<b>Tool Rack</b>	P. 75
2883424	<b>Polaris Northstar Cooler - 28 L</b>	P. 42



## RANGER 570 WORK

2881784	<b>Full Tip-Out Windshield - Glass</b>	P. 70
2882247	<b>Hinged Window Doors - Poly</b>	P. 69
2882238	<b>Polaris PRO HD 2041 kg Winch</b>	P. 73
2881485	<b>Cargo Bed Mat</b>	P. 75




## RANGER 500 TRAIL

2883236	<b>Poly 2-Seat Sport Roof</b>	P. 68
2883320	<b>Half Windshield - Poly</b>	P. 71
2883425	<b>Polaris Northstar Cooler - 57 L</b>	P. 42



ROOFS



SEALED  
COVERAGE



REDUCE  
STANDING  
WATER



LOCK & RIDE  
EASY AND FAST  
INSTALLATION

POLARIS ENGINEERED  
ADVANTAGES



PREMIUM  
FEATURES



UNPRECEDENTED  
VENTILATION  
OPTIONS



EASY AND FAST  
INSTALLATION

POLY VS STEEL

- Water run-off
- Mounting features: easily add accessories & lighting
- Liner ready
- Lightweight

- Heavy duty/durable
- Low profile
- Unique style

**SHIELD AGAINST DRIVING RAIN OR THE BLISTERING SUN.** Choose from poly or steel and know that you are protected from the elements with a seamless integrated roof.


**POLY** Lightweight, durable and impact-resistant. A poly roof can take the abuse of a tight trail and still protect.



SPORT ROOF - POLY

- Provides shade, superior overhead protection
- Tough injection-molded design resists distortion from the elements
- Polaris Pursuit Camo offers effective visual camouflage in the field

- » 2-SEAT POLARIS PURSUIT CAMO • 2883237  
EV '15-21, 570 '15-21, 500 '17-21
- » TOP BELLER 2-SEAT BLACK • 2883236  
EV '15-21, 570 '15-21, 500 '17-21
- » TOP BELLER CREW BLACK • 2883238  
CREW 570-4 '15-21



**STEEL** For the ultimate in strength and protection.

HD ROOF - STEEL

- Stout 12-gauge steel construction
  - Powdercoated finish for scratch and corrosion resistance
  - Interior fabric liner provides sound reduction
- » 2-SEAT • 2879954  
EV '15-21, 570 '15-21, 500 '17-21



DOORS

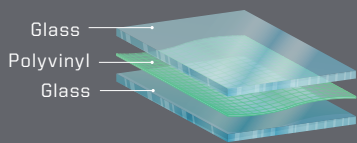
POLY DOORS		CANVAS DOORS	
	HINGED WINDOW • A premium, door offering hinged window for customizable ventilation in the cab.		ZIP WINDOW • Lightweight, durable protection with adjustable zipper ventilation and see-through bottom panel.
FRONT DOORS (SET OF 2) EV '15-21, CREW 570-4 '15-21, 570 '15-21, 500 '17-21	 Hinged Window - Poly Doors - Black 2882247	 Zip Window Doors - Canvas - Black 2879963	
REAR DOORS (SET OF 2) CREW 570-4 '15-21		 Zip Window Doors - Rear - Canvas - Black 2879964	





WINDSHIELDS & REAR PANELS

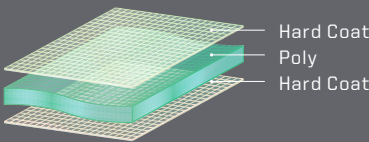
POLARIS ENGINEERED ADVANTAGES



GLASS VS POLY

- Superior optical clarity (automotive level)
- Scratch-resistant
- Curved to fit, seals tight
- Cold weather/ heavy duty
- Wiper ready (Windshield only)

- Lightweight, flexible, easy to store/remove
- Impact-resistant
- Tight seal keeps out rain and dust



LOOK & RIDE

REVOLUTIONARY INSTALLATION



AIRTIGHT GASKET SEAL



VENTING OPTIONS



MULTI-FUNCTION FEATURES

WINDSHIELDS



LOCK & RIDE TIP-OUT WINDSHIELD - GLASS

- Made of strong, optical-grade laminate safety glass
- Provides optimal visibility and the best protection from wind, inclement weather and off-road hazards
- Minimal perimeter framework for a low profile and full visibility
- Tip-out feature adjusts the windshield to an open position to enjoy airflow in the cab

» 2881784  
EV '15-21, CREW 570-4 '15-21, 570 '15-21, 500 '17-21

LOCK & RIDE FULL WINDSHIELD - GLASS TOP SELLER

- Provides the highest level of scratch resistance
- » 2881783  
EV '15-21, CREW 570-4 '15-21, 570 '15-21, 500 '17-21

LOCK & RIDE FULL WINDSHIELD - POLY TOP SELLER

- Durable, optical-grade, 0.6 cm-thick polycarbonate offers outstanding rider protection and visibility
  - Windshield has minimal perimeter framework for full visibility
- » 2883318  
EV '15-21, CREW 570-4 '15-21, 570 '15-21, 500 '17-21

LOCK & RIDE HALF WINDSHIELD - POLY

- Strong, durable polycarbonate half windshield delivers a combination of protection and airflow into the cab
  - Half windshield offers protection from rain, sleet, spray, and off-road hazards
- » 2883320  
EV '15-21, CREW 570-4 '15-21, 570 '15-21, 500 '17-21

REAR PANELS



LOCK & RIDE FLIP-DOWN WINDSHIELD - HARD COAT POLY TOP SELLER

- 2 venting options: fully sealed or flip-down/ remove upper half for some protection with maximum ventilation
- » 2882178  
EV '15-21, CREW 570-4 '15-21, 570 '15-21, 500 '17-21



LOCK & RIDE VENTED WINDSHIELD - HARD COAT POLY

- Frameless design for maximum visibility
  - Added vents for airflow on a hot day or defrosting on a cold day
- » 2883342  
EV '15-21, CREW 570-4 '15-21, 570 '15-21, 500 '17-21



LOCK & RIDE FULL WINDSHIELD - HARD COAT POLY TOP SELLER

- Durable, optical-grade, 0.6 cm-thick polycarbonate offers outstanding rider protection and visibility
  - Windshield has minimal perimeter framework for full visibility
- » 2883319  
EV '15-21, CREW 570-4 '15-21, 570 '15-21, 500 '17-21



LOCK & RIDE REAR PANEL - GLASS

- Durable, tempered laminate glass provides a high level of scratch resistance
- » 2879965  
EV '15-21, CREW 570-4 '15-21, 570 '15-21, 500 '17-21



LOCK & RIDE REAR PANEL - POLY TOP SELLER

- Strong, 0.6 cm-thick polycarbonate provides outstanding impact and scratch resistance
- » 2879812  
EV '15-21, CREW 570-4 '15-21, 570 '15-21, 500 '17-21

HARD COAT POLY // 30X MORE SCRATCH RESISTANT



REDUCE IN-CAB DUST SWIRL BY ADDING A REAR PANEL

With a windshield and roof installed, turbulent air develops behind the cab. Add a rear panel to reduce dust intrusion from this swirl.



CONVENIENCE & PROTECTION

CONVENIENCE  
FEATURES

CAB SEAL SYSTEM

» 2 SEAT • 2880508  
EV '15-21, CREW 570-4 '15-21, 570 '15-21,  
500 '17-21  
(INCLUDED WITH PREMIUM DOORS)

EPS SYSTEM  
(ELECTRIC POWER STEERING)

- Enjoy smooth, easy, precise, responsive automotive-quality power steering
  - EPS provides a light steering feel in all situations, including low-speed maneuvering through challenging terrain
- » 2879970  
CREW 570-4 '15-21, 570 '15-21  
1824163 REQUIRED FOR 2016  
AND NEWER 570 MODELS

HORN

» 2879273  
EV '15-21, CREW 570-4 '15-21, 570 '15-21,  
500 '17-21

AUXILIARY  
BATTERY KIT

» 2880555  
EV '15-21  
REQUIRED FOR 12V ACCESSORIES ON EV

REVERSE  
WARNING ALERT

» 2880631  
CREW 570-4 '15-21, 570 '15-21, 500 '17-21

SPEEDKEY

» 2879988  
CREW 570-4 '15-21, CREW 1000 '20-21,  
570 '15-21

EV QUICK  
CHARGING SYSTEM

» 2880556  
EV '15-21



FIELD TESTED  
INTERIOR

**ADD SUPERIOR ALL-WEATHER FUNCTIONALITY** and comfort to your RANGER with premium Polaris Engineered Accessories. Keep warm on the coldest of days with a heater kit and improve visibility with a Windshield Wiper and Washer System or Large Rear View Mirror.




8-VENT HEATER &  
DEFROST SYSTEM

» 2879967  
CREW 570-4 '15-21, 570 '15-21  
⚠ Requires Battery Connection Cable



LARGE REAR VIEW  
MIRROR

» 2879969  
CREW 570-4 '15-21, CREW 1000 '20-21, 570 '15-21, 500 '17-21



WINDSHIELD WIPER &  
WASHER SYSTEM

- Use with Full Glass Windshield 2881783 only
- » 2879968  
EV '15-21, CREW 570-4 '15-21, 570 '15-21, 500 '17-21  
⚠ Requires Battery Connection Cable

STANDARD  
BRUSHGUARDS

PERFECT FOR: **INCREASED PROTECTION AROUND LIGHTING AND FENDERS**

FRONT



REAR



» FRONT • 2879973  
500 '17-20, 570 '15-20, CREW 570-4 '15-20, EV '15-20  
DOES NOT WORK WITH FLIP-DOWN POLY WINDSHIELD 2881919

» REAR • 2879972  
500 '17-20, 570 '15-20, EV '15-20

ROCK GUARDS  
WITH STEP



- Durable, stamped plate steel construction
- Provides additional protection for side of vehicle
- Integrated boot scraper helps keep interior clean

» 2 SEAT • 2879974  
500 '17-20, 570 '15-20, EV '15-20

WINCHES

FEATURES	PRO PRO HEAVY DUTY SERIES	HD HEAVY DUTY SERIES	
RAPID ROPE RECOVERY	STANDARD	NOT AVAILABLE	
AUTO STOP TECHNOLOGY	STANDARD	OPTION	
WINCH LINE	SYNTHETIC ROPE	STEEL CABLE	
FAIRLEAD	ALUMINUM	STEEL ROLLER	
CONTROL	WIRELESS STANDARD, WIRED OPTION	WIRED STANDARD, WIRELESS OPTION	
MODEL	2,041 kg	1,588 kg	ADD REQUIRED CABLES
570 '15-21 CREW 570-4 '15-21 500 '17-21 RANGER EV '19-21 REQUIRES AUXILIARY BATTERY KIT 2880555	2882238	2881669	2-Seat Models: 2879990 Crew Models: 2880929

UPGRADE YOUR HD WINCH  
WITH THESE ACCESSORIES

WIRELESS REMOTE	SYNTHETIC ROPE	AUTO STOP UPGRADE
• Up to 15 m range with LED indicator	2,041 kg	• Billeted aluminum
• Direct plug and play operation	» 2879187	• Replaces stock fairlead
» 2879316	1,588 KG	» 2881693
Works with 2881669	» 2878888	Works with 2881669
		SYNTHETIC ROPE REQUIRED

UPGRADE YOUR CONTROLS  
HD OR PRO HD WINCHES

WIRED REMOTE CONTROL	POWER CONTROLLER
• Must order remote handle and socket together.	• Control your winch and plow hydraulics directly from the shift knob
» REMOTE HANDLE 4013466	» 2879227
» SOCKET 4014228	EV '11-21, CREW 570-4 '14-21, 570 FULL SIZE '17-21, 570 '14-21, 500 '11-21



STORAGE



LOCK & RIDE

EXCLUSIVE AND AVAILABLE ON ALL POLARIS VEHICLES, LOCK & RIDE ACCESSORIES LET YOU QUICKLY CHANGE FROM ONE TASK TO ANOTHER WITH HUNDREDS OF OPTIONS.

WITH THE FLIP OF A LEVER, LOCK & RIDE PLUNGERS USE OUTWARD PRESSURE TO EXPAND FOR A SECURE FIT.



LOCK & RIDE CARGOMAX SYSTEM

- Comes standard with a support bar that ties the two sides together for a sturdy cargo hold
- Adjustable utility hooks provide more options for hanging tools, cords or gear
- Two sides and a support bar included

» 2882177  
EV '15-21, CREW 570-4 '15-21, CREW 570 FULL SIZE '18-21, 570 FULL SIZE '17-21, 570 '15-21, 500 '17-21,



CARGO BED MAT

- Non-slip surface to better secure loads
- Protect the cargo bed from scratches and scuffs
- Lifts out and is easy to clean
- Can be cut to access factory tie-down cleats

» 2881485  
EV '11-21, CREW 570-4 '14-21, 570 '14-21, 500 '11-21



FIRE EXTINGUISHER HOLDER

- Quick-release strap allows for easy access
- » 2882158  
EV '15-21, CREW 570-4 '15-21, CREW 1000 '20-21, 570 '15-21, 500 '17-21



UNDER SEAT STORAGE BOX

» 2880046  
EV '15-21, CREW 570-4 '15-21, 570 '15-21, 500 '17-21

RIDE & REPAIR ESSENTIALS KIT

» 2881207  
EV '11-21, CREW 570-4 '14-21, CREW 570 FULL SIZE '18-21, 570 FULL SIZE '17-21, 570 '14-21, 500 '11-21



LOCK & RIDE D-RINGS

- The most versatile Lock & Ride accessory - add as many as you need to secure your cargo with bungee cords or straps

» 2881545  
EV '11-21, CREW 570-4 '14-21, CREW 570 FULL SIZE '18-21, 570 FULL SIZE '17-21, 570 '14-21, 500 '11-21

LOCK & RIDE CHAINSAW MOUNT

» 2879354  
EV '11-21, CREW 570-4 '14-21, CREW 570 FULL SIZE '18-21, 570 FULL SIZE '17-21, 570 '14-21, 500 '11-21



LOCK & RIDE STORAGE BOX

- Rugged roto-molded construction locks for security and is water-resistant
- Low-profile design retains additional hauling capacity on top of vault
- Sliding drawer features foam padding and adjustable dividers
- Fits perfectly in the bed of your RANGER, pickup box or full-size SUV

» 2877033  
EV '11-21, CREW 570-4 '14-21, 570 '14-21, 500 '11-21



LOCK & RIDE TOOL RACK

- Attach on the inside or outside of the cargo bed

» 2881533  
EV '11-21, CREW 570-4 '14-21, CREW 570 FULL SIZE '18-21, 570 FULL SIZE '17-21, 570 '14-21, 500 '11-21

STRAPS

3.8 cm x 4.6 m 2494.8 kg RATCHET STRAP

- Heavy duty webbing
- 2 Pack

» 2884031

LOCK & RIDE QUICKSTRAP

- The quickest and most secure way to mount Polaris accessories
- Sold as a pair

» 2882187

ALL COOLERS, RANGER CARGO BOXES

5.1 cm x 6.1 m 4535.9 kg RATCHET STRAP

- Heavy duty webbing
- » 2884032



DO MORE


COOLERS  
SEE P. 42



HUNT  
SEE P. 44



COLD WEATHER  
SEE P. 46



LIGHTING  
SEE P. 52







HIT THE TRAILS  
**RANGER 150**  
ACCESSORIES



**NEW**  
YOUTH CRAWLER TIRE

- Upgraded youth tire for added durability
- Increased ground clearance and performance

150 '19-21

		TREAD DEPTH	TIRE WEIGHT	PLY RATING	SIDEWALL BELTS	LOAD RATING
12" 	<b>22" x 8" R12</b> 5416945	13mm	13 kg	6	3	413 kg
12" 	<b>22" x 10" R12</b> 5416944					



**NEW**  
YOUTH BUCKLE - BLACK

- » FRONT • 12" x 7" • 1524114
  - » REAR • 12" x 8" • 1524115
- 150 '19-21

**NEW**  
PRO ARMOR WHEEL & TIRE KIT:  
YOUTH CRAWLER & BUCKLE

- » 2885154
- 150 '19-21



**SPORT ROOF - POLY**

- Shields you from rain, snow, sun
- Easy install

- » BLACK • 2883289
- 150 '19-21



**FRONT & REAR BRUSHGUARD - SET**

- Includes front and rear bumper
- Durable, E-coated steel construction

- » BLACK • 2883287
- 150 '19-21



**FULL-WINDSHIELD - POLY**

- .32 cm clear poly carbonate
- Mounts with 4 simple p-clamps

- » 2883288
- 150 '19-21



**HALF-WINDSHIELD - POLY**

- 33 cm tall
- .32 cm clear poly carbonate
- Mounts with 4 simple p-clamps

- » 2883298
- 150 '19-21



# FOR THE LIFE OF YOUR RIDE

## MAINTENANCE TIP

### BREAK-IN PERIOD

The break-in period for your new RANGER is the first 25 hours of operation, or the time it takes to use the first two tanks of fuel. No single action on your part is as important as a proper break-in period. Careful treatment of a new engine will result in more efficient performance and longer life for the engine.

NOTICE: Excessive heat build-up during the first three hours of operation will damage close-fitted engine parts. Do not operate at full throttle or high speeds for extended periods during the first three hours of use.

### AIR FILTERS

A clogged air filter can restrict air flow to the engine leading to reduced engine performance, engine life or catastrophic failure.

### BRAKE PADS

Maintaining and/or replacing brakes are critical to the safety and functionality of a vehicle. Brake pads should be checked for wear and oil or grease (petroleum products) contamination and brake discs should be checked for cracks, excessive corrosion or warping.

### HALF SHAFT

Check for tear and punctures in the boot which can lead to CV joint wear that can contribute to axle failure.

### BATTERIES

To ensure a battery maintains its level of charge when unused for extended periods of time or during freezing weather, the battery should be connected to a BatteryMINDER, P. 88. Be sure to check for corrosion from the terminals to the ends of the cables.

### DRIVE BELTS

Polaris Engineered belts deliver unmatched performance for your off-road vehicle. Developed and tested on all our engines for all environments and conditions. Check your belt for delamination, hour glassing and glazing.

#### BREAK-IN PERIOD

- Use lower gear (if available) while varying speeds and avoiding wide open throttle for 8-16 km
- If no low gear is available, vary at moderate speeds while avoiding wide open throttle for 80 km

#### OUR INVESTMENT

- 32,187 km of field testing
- Thousands of dyno hours
- 18+ months of development (3,000+ design hours) per belt
- 1200+ vehicle validation hours
- Collaboration with powertrain and clutch engineers

#### YOUR ADVANTAGE

- No clutch recalibration
- Less wear and tear due to heat
- Ensure maximum vehicle performance
- More time riding, less time wrenching
- Produced in collaboration with powertrain and clutch engineers to ensure a perfect fit, maximum performance and ultimate durability

### OIL FILTERS

Change oil filters with every oil change to provide the best engine protection and keep the engine operating at peak performance.

FOLLOW RECOMMENDED SERVICE INTERVALS IN THE OWNER'S MANUAL

## MAINTENANCE SCHEDULE

25 HRS / 400 km

### BREAK-IN MAINTENANCE

- ENGINE OIL:** CHANGE
- GENERAL LUBRICATION:** ALL FITTINGS, PIVOTS, CABLES, ETC.
- AIR FILTER:** INSPECT & REPLACE AS NEEDED
- EXHAUST SYSTEM:** INSPECT & CLEAN  
INSPECT FOR LEAKAGE OR CARBON BUILD UP AT JOINTS  
INSPECT & CLEAN SCREEN TYPE SPARK ARRESTOR

50 HRS / 800 km

### 6 MONTHS

- EXHAUST SYSTEM:** INSPECT & CLEAN  
INSPECT FOR LEAKAGE OR CARBON BUILD UP AT JOINTS  
INSPECT & CLEAN SCREEN TYPE SPARK ARRESTOR
- GENERAL LUBRICATION:** ALL FITTINGS, PIVOTS, CABLES, ETC.

100 HRS / 1600 km

### 12 MONTHS

- ENGINE OIL:** CHANGE
- DRIVE BELT:** INSPECT & ADJUST  
REPLACE AS NEEDED
- TRANSMISSION FLUID:** CHANGE
- FRONT DRIVE FLUID:** CHANGE
- DRIVE BELT:** INSPECT & ADJUST  
REPLACE AS NEEDED
- EXHAUST SYSTEM:** INSPECT & CLEAN  
INSPECT FOR LEAKAGE OR CARBON BUILD UP AT JOINTS  
INSPECT & CLEAN SCREEN TYPE SPARK ARRESTOR

150 HRS / 2400 km

### 18 MONTHS

- ENGINE OIL:** CHANGE
- BATTERY:** TEST, CLEAN, & REPLACE AS NEEDED
- DRIVE BELT:** INSPECT & ADJUST  
REPLACE AS NEEDED
- TIRES:** INSPECT CONDITION & PRESSURE
- EXHAUST SYSTEM:** INSPECT & CLEAN  
INSPECT FOR LEAKAGE OR CARBON BUILD UP AT JOINTS  
INSPECT & CLEAN SCREEN TYPE SPARK ARRESTOR

200 HRS / 3200 km

### 24 MONTHS

- ENGINE OIL:** CHANGE
- BRAKE PADS & FLUID:** INSPECT & CLEAN  
REPLACE AS NEEDED
- SPARK PLUGS:** INSPECT  
REPLACE AS NEEDED
- EXHAUST SYSTEM:** INSPECT & CLEAN  
INSPECT FOR LEAKAGE OR CARBON BUILD UP AT JOINTS  
INSPECT & CLEAN SCREEN TYPE SPARK ARRESTOR

250 HRS / 4023 km

### 30 MONTHS

- ENGINE OIL:** CHANGE
- BATTERY:** TEST, CLEAN, & CHECK FLUID LEVEL  
REPLACE AS NEEDED
- DRIVE BELT:** INSPECT & ADJUST  
REPLACE AS NEEDED
- GENERAL LUBRICATION:** ALL FITTINGS, PIVOTS, CABLES, ETC.
- EXHAUST SYSTEM:** INSPECT & CLEAN  
INSPECT FOR LEAKAGE OR CARBON BUILD UP AT JOINTS  
INSPECT & CLEAN SCREEN TYPE SPARK ARRESTOR

300 HRS / 4828 km

### 36 MONTHS

- ENGINE OIL:** CHANGE
- AIR FILTER:** INSPECT & REPLACE AS NEEDED
- GEARCASES:** CHECK OIL LEVEL
- EXHAUST SYSTEM:** INSPECT & CLEAN  
INSPECT FOR LEAKAGE OR CARBON BUILD UP AT JOINTS  
INSPECT & CLEAN SCREEN TYPE SPARK ARRESTOR

CHECK YOUR OWNER'S MANUAL FOR ADDITIONAL RECOMMENDED SERVICE ITEMS AND VEHICLE-SPECIFIC TIMING





# SPECIFIC NEEDS, SPECIFIC OILS

## PS-4 FULL-SYNTHETIC OIL

PS-4 is optimal for ambient operating temperatures of -40° C to 38° C

### OUR FORMULATION

- Full-synthetic formula with wide, 5W-50 viscosity range
- Extreme cold weather flow and startup protection
- Maximum rust and corrosion protection
- Proprietary anti-wear additive system

### YOUR ADVANTAGE

- All-weather engine protection
- Easy starting in all conditions
- Internal engine protection from extreme temperature fluctuations and periods of non-use or storage
- Reduced friction, protects cams, pistons, bearing and valvetrain components from wear

## PS-4 EXTREME-DUTY FULL-SYNTHETIC OIL

PS-4 Extreme Duty is optimal for ambient operating temperatures of -18° C to 54° C

### OUR FORMULATION

- Extreme high-temperature engine protection
- Full-synthetic formula with strong, 10W-50 Viscosity Range
- Protects against rust and corrosion of internal engine parts during periods of non-use or storage

### YOUR ADVANTAGE

- High-strength film protection withstands extreme heat, stress and sustained high RPM conditions
- Extremely shear stable, maintains viscosity under heat and stress
- Protects engine from moisture that can build up inside the engine as a result of extreme temperature fluctuations

## OIL CHANGE KITS

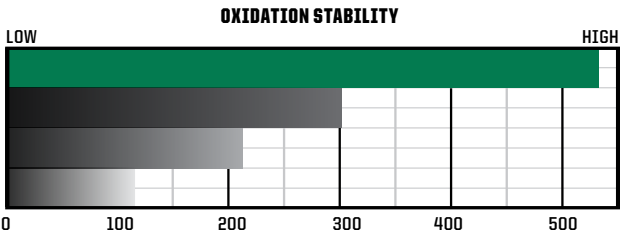
These convenient kits include everything you need to change your oil. The correct filter and oil volume for your vehicle.

PS-4		PS-4 <small>EXTREME DUTY</small>
PART NUMBER	VEHICLE FITMENT	PART NUMBER
2202166	RANGER/RZR/SPORTSMAN 570, TWIN 600, TWIN 700, TWIN 800	2879004
2879323	RANGER, POLARIS GENERAL, RZR 900/1000, RS1	2879324
2877473	RANGER/ SPORTSMAN 300-500, SPORTSMAN/SCRAMBLER500/850/1000	2878924
2881696	RZR TURBO	2881697

» .95L 2876244    » 3.8L 2876245    » 60.6L 2876247    » 208 L Drum 2876246    » 1249 L Tote 2878814

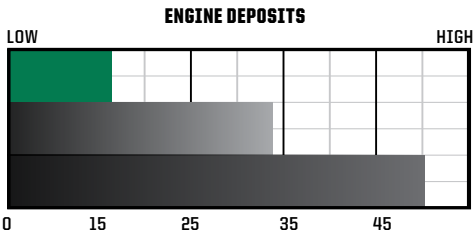
» .95L 2878920    » 3.8L 2878919    » 60.6L 2879003    » 208 L Drum 2879002    » 1249 L Tote 2879001

### SUPERIOR ENGINE PROTECTION



**Higher Number = Longer Oil Life**  
Polaris proprietary additive system resists the negative effects of oil oxidation longer than leading aftermarket and automotive engine oils.

### CLEAN ENGINE, LOWER DEPOSITS



**Clean Engine Test**  
Lower Number = Less Deposits, Cleaner Engine Operates at Peak Performance.  
ASTM Test D6335

## OIL DEVELOPMENT

POLARIS INVESTS IN EACH OIL AT AND ABOVE THESE LEVELS.

**12 DEDICATED  
TEAM MEMBERS**

**FOCUSED ON  
POLARIS OIL**

**18+  
MONTHS**

**DEVELOPMENT  
& TESTING**

**75,000+  
HOURS**

**DYNO TESTING**

**64,374  
KILOMETERS**

**FIELD TESTING**

**POLARIS**

**ENGINEERED PARTS  
& LUBRICANTS**

## FOR THE LIFE OF YOUR RIDE ONLY THE BEST WILL DO

To create the best oil for any terrain, we invest in rigorous testing to ensure our oil delivers the consistency and performance you demand.

### WHAT COUNTS IN OIL TESTING:

1. Does it protect the engine at high temperatures?
2. Does it keep the engine free from carbon and buildup?
3. Does the oil hold its viscosity over time?

### ENGINE CHECKPOINTS

Polaris engineers focus on key areas within the engine when evaluating engine oil and its ability to protect the life of your ride. Critical checkpoints include:



**PISTON RINGS & RING LANDS:** Extreme pressure to these parts require high lubricant film strength. Poor oxidative performance can lead to carbon and varnish buildup, which results in poor ring seal and fuel dilution of the oil. These can result in loss of power and accelerated engine wear.



**ROD BEARINGS:** Engine bearings on an oil with low film strength and thinner viscosity can lead to premature wear or even engine failure.



**CAMSHAFT:** Direct acting overhead camshafts are used on many Polaris engines. In this application the camshaft pushes directly on the valve, creating very high contact pressures compared to other camshaft configurations. These forces are so great that inferior oil can break down leading to increased wear and potential engine damage.

100 HR Polaris Endurance Dynamometer Engine Test  
Platform: RZR 1000    Oil Used: PS-4 5W50



# MAINTENANCE FLUIDS



## ENGINE OIL

Maximum protection for your 4-cycle engine.

Change every 100 hours, 6 months or 800 km.



## AGL

Protect gears, drive chain, and bearings from scoring and wear.

Change every 100 hours, 12 months or 1600 km.

- » .95 L • 2878068
- » 3.8 L • 2878069
- » 9.5 L • 2878070
- » 208 L • 2879594



## ORV MAINTENANCE KIT

- Everything you need, in the correct fluid volumes, to maintain your drive train, and keep your vehicle in top operating condition
  - Includes: 1.4 L AGL, .95 L Angle Drive Fluid, 1 pint Demand Drive Fluid, 38 mL tube of All-Season Grease
- » 2880425

## RANGER 900 XP MAINTENANCE KIT

- Keep your RANGER in top running condition. This convenient kit includes all the critical parts and lubricants you need to properly maintain your vehicle's drive train and keep your vehicle in top operating condition.
  - Fits 2013-2019 Ranger 900 XP
  - Includes: 2.5 qts of PS-4, 2 Spark Plugs, 1 Air Filter, 2 qts of AGL, 1 pint Demand Drive Fluid & 1 Paper Oil Funnel
- » 2830555



## SUSPENSION/ U-JOINT GREASE

A heavy-duty lubricant formulated with molybdenum disulfide to accept the high shock applications of Polaris ATV shaft drive universal joints.

Add every 50 hours, 3 months or 800 km.

- » 89 mL • 2871515
- » 414 mL • 2871551




## DOT 4 BRAKE FLUID

A high-quality brake fluid designed for use in Polaris hydraulic brakes.

Change every 200 hours, 3200 km or every 2 years.

- » 355 mL • 2872189



## ANTI-FREEZE

Prevent corrosion on metal components, eliminate scaling, and maximize cooling system performance.

Change every 60 months.

- » .95 L • 2880514
- » 3.8 L • 2880513
- » 208 L • 2880512



## DEMAND DRIVE FLUID

Provide positive 4WD engagement in extreme cold or high head conditions and protect internal components under heavy loads.

Change every 100 hours, 12 months or 1600 km.

- » .95 L • 2877922
- » 9.5 L • 2877923



## PREMIUM GAS SHOCK OIL

- Specialized shear stable blend containing high levels of anti-wear anti-foam & oxidation

- » .95 L • 2870995
  - » 9.5 L • 2872279
- FOX REBUILDABLE SHOCKS



## 10WT GAS SHOCK OIL

- Specialized fluid to ensure proper gas shock absorber action

- » .95 L • 2874124
- WALKER EVANS REBUILDABLE SHOCKS



## CHAIN LUBRICANT

- Provides superior anti-wear and shock protection

- » 473 mL AEROSOL 2872348



## ALL-SEASON GREASE TUBE

- Specialized water resistant lubricant

- » 89 mL • 2871322
- » 414 mL • 2871423



## ANGLE DRIVE FLUID

- Extreme pressure, anti-wear and high viscosity film lubrication for maximum protection

- » .95 L • 2876160
- » 9.5 L • 2872276

SPORTSMAN, RANGER, RZR ANGLE DRIVE GEAR CASE SYSTEMS



## GENERATOR OIL

- 4-Cycle Engine Oil
- » .95 L • 2879383



## CARBON CLEAN

- Ultimate fuel and injection system cleaner

- » 355 mL • 2881413



## ADVANCED FUEL TREATMENT

- Dual Antioxidant formula protects jets and fuel system from gum and varnish

- » 355 mL • 2881416
- » 9.5 L • 2881417


## LUBRICANT ACCESSORIES



## NEW OIL FILTER WRENCH

- Remove Polaris ORV oil filters with ease.


- » 2830550



## NEW FLUID FUNNEL

- Easily add oil with high accuracy.

- » 2830552



## NEW FLUID TRAY

- Holds up to 8 quarts of fluid.


- » 2830551



## NEW FLUID SYRINGE

- Easily add and remove fluid from your vehicle.

- » 2830553



## GREASE GUN

- » Enables easy application of grease.

- » 2871312

FITS 2871322 ALL-SEASON AND 2871515 U-JOINT 88.7 mL



## 2D BATTERY-OPERATED SIPHON PUMP

- Liquid transfer pumps 5-6 quarts/min suctioning power.

- » 2830513



## FLEX SPOUT

- Fits all Polaris quart, gallon and 2.5 gallon bottles.

- » 2871285



## PUMP

- Fits 1 and 2.5 gallon bottles.

- » 2870465



# SERVICE PARTS

Polaris Engineered service parts deliver unmatched performance and fit for your off-road vehicle.

All service parts are engineered specifically for your machine. Which means everything is designed, tested and perfected to maximize the life of your ride. Getting Polaris Engineered parts is a decision that pays off in the long run, because it ensures there is a long run.



VISIT YOUR POLARIS DEALER TO SHOP FOR SERVICE PARTS.

OVER  
**100,000**  
**PARTS**  
AVAILABLE!



## FOR THE LIFE OF YOUR RIDE

Maintenance is the key to keeping your Polaris off-road vehicle performing at its peak. Items like belts, lubricants, and batteries represent only a few of these critical items engineered specifically by Polaris.



## POLARIS ENGINEERED DRIVE BELTS

### TESTED, PERFECTED

*We test each belt on the intended vehicle – we don't just try to make an existing belt "just work".*

– Amery Kuhl, Polaris CVT System Engineer

#### OUR INVESTMENT

- 32,187 km of field testing
- Thousands of dyno hours
- 18+ months of development (3,000+ design hours) per belt
- 1200+ vehicle validation hours
- Collaboration with powertrain & clutch engineers

#### YOUR ADVANTAGE

- No clutch recalibration
- Less wear & tear due to heat
- Ensure maximum performance of your vehicle
- More time out riding, less time wrenching

**OUR INVESTMENTS ENSURE POLARIS BELTS  
OUTPERFORM YOUR EXPECTATIONS.**




# HD HEAVY DUTY PARTS

All Polaris parts are developed and tested to help you get the most out of your ride. Now, we're taking the passion of our riders, workers, and outdoor enthusiasts to the next level with HD Parts.

Engineered & designed for:

- Greater durability
- Enhanced performance
- Greater wear & tear capabilities
- All weather conditions



SAND



MUD



WATER



EXTREME COLD



EXTREME HEAT UP TO 54° C



HEAVY PAYLOADS



EXTENDED LIFE

PARTS & GARAGE

OIL & LUBRICANTS

MAINTENANCE

HD PARTS

SERVICE PARTS

HD PARTS

VEHICLE CARE & TRAILERING

## NEW WHEELS & TIRES

Class leading durability for off-road performance and traction for confident driving in extreme conditions.

- » 1524022-458 • HD WHEEL - 14x7 (SHOWN)
- » 5417507 • PRO ARMOR HD-K - 29x10R14 (SHOWN)
- » 5457498-458 • HD WHEEL CENTER CAP (SHOWN)
- » 5415756 • PRO ARMOR XD-K FRONT
- » 5415757 • PRO ARMOR XD-K REAR



## NEW WHEEL BEARINGS

Fully sealed for added protection against intrusions. Made of a higher grade steel for extended life in extreme conditions.

LOCATION	OE	HD HEAVY DUTY PARTS
FRONT WHEEL BEARINGS	3514924	3515090
	3514634	3515088
REAR WHEEL BEARINGS	3514924	3515090
	3514917	3515087
	3514635	3515087



## NEW BUSHINGS

The advanced material compound of the bushings enables tighter tolerances to reduce overall wear on the system, while the superior triple lip sealing prevents intrusion of the elements.



## COMING SOON BRAKES

Engineered to provide longer life and better stopping power while riding in extreme conditions.



## NEW BUSHING KITS

Easily update the entire front and rear suspension.

- » 2830560  
XP 900 '13-'19, XP 900 CREW '14-'19, XP 1000 '17, XP 1000 CREW '17, 570 FULL SIZE '15-'20, 570 FULL SIZE CREW '15-'20
- » 2830561 (SHOWN)  
570 EFI '14-'20, 570 EFI CREW '14-'20



For more information regarding Polaris HD parts including vehicle compatibility, installation, and maintenance, please contact your authorized Polaris ORV dealer.

\*Claims made based off testing and performance of Polaris HD Parts against standard OEM parts made by Polaris and competitor brands under normal use.









# BatteryMINDER®

ENSURE YOUR RIDE IS  
READY WHEN YOU ARE.

- Add years of capacity, power and range to new and older batteries, regardless of type or brand
- Never over- or under-charged in any temperature
- Leave your vehicle connected for months and return to fully charged and conditioned batteries
- Recover older or weak batteries that would normally need to be replaced
- Charge and maintain extra backup batteries as well as those in your vehicle
- Automatic turn-on, sleeps while keeping your batteries at full charge
- Easy push-button selector to change battery type or time



				
	2012 AGM 2-AMP	2012 LEAD ACID 2 AMP	1510 1.5 AMP	1.5 AMP CONVERTIBLE
PART NUMBER	2830438	2830531	2830404	2830511
VOLTAGE	12 V	12 V	12 V	12 V
CHARGING CURRENT	2AMP	2AMP	1.5AMP	1.5AMP
OVERCHARGE PROTECTION	Yes			
BATTERIES MAINTAINED	6 at one time		4 at one time	
BATTERY COMPATIBILITY	12 V Sealed AGM Lead-Acid	12 V Flooded (filler cap) and Sealed Maintenance-Free Batteries		
COMES WITH	<ul style="list-style-type: none"><li>• Non-fused battery clip cord set with Quick Connector</li></ul>	<ul style="list-style-type: none"><li>• BC-2410: 61 cm Non-fused battery clip cord set with Quick Connector</li><li>• RTA-2415: 61 cm Fused ring terminal cord set with Quick Connector</li><li>• ATS-1: Ambient Temperature Sensor</li></ul>	<ul style="list-style-type: none"><li>• Ambient temperature sensor (installed)</li><li>• 3.7 m power cord</li><li>• Battery clip cord set with Quick Connector</li><li>• Optional permanent mounting tab</li></ul>	<ul style="list-style-type: none"><li>• Auto-temp compensation sensor (installed)</li><li>• Optional permanent mounting brackets &amp; screws</li><li>• Battery clips (fully-insulated, aircraft grade, 15A replaceable fuse)</li><li>• Ring terminal assembly with 15A replaceable fuse</li></ul>
KEY FEATURES	Designed for high-performance specialty AGM sealed batteries	Diagnoses battery's condition - can predict failing batteries	Easy to use, economical	Convertible on-vehicle or bench top use

## BATTERY MAINTENANCE TIPS

Extend your battery life with a BatteryMINDER and these tips.

1. Store batteries in a cool, dry location.
2. Check that the battery connections are tight. Cables should not be able to be rotated or shifted by hand.
3. If your battery has a drain tube, make sure it is free of clogs.
4. Clean your battery - use a soft brush to scrub the top of the battery. Use baking soda to remove grease.
5. Connect a BatteryMINDER after using your vehicle even if the vehicle is in regular use.

## BatteryMINDER ACCESSORIES



### BatteryMINDER 3.7 m CABLE

- Made with heavy-duty 16 gauge black zip cord featuring automotive SAE bullet connectors

» 2830410



### BatteryMINDER VPP-12:12/24 VOLT VEHICLE POWER PLUG

- Allows easy connection to vehicle's battery through lighter or 12/24V power port with replaceable 15 amp fuse

» 2830518



### BatteryMINDER SPLITTER

- Connect two batteries simultaneously for easy battery maintenance
- Cap includes a set of ring terminals

» 2830409



### BatteryMINDER RING TERMINAL

- Features 61 cm long 18-gauge wire
- Plug has standard .8 cm negative and .95 cm positive terminals
- Replaceable 15 amp in-line fuse for circuit protection

» 2830437



### BatteryMINDER EZ CONNECT

- Allows for quick and easy connecting and disconnecting of your BatteryMINDER
- Includes a set of ring terminals

» 2830411

# TIRE SEALANT

## HOW IT WORKS

Tire sealant remains liquefied inside your tire until a leak develops in the tire or wheel.



Once a leak occurs, the tire sealant rushes out of the tire and quickly creates a permanent solid plug.

The plug maintains the pressure of the tire so you can continue your ride.



## HOW MUCH TIRE SEALANT DO YOU NEED?

TIRE HEIGHT (IN.) × TIRE WIDTH (IN.) / 5 = OUNCES REQUIRED PER TIRE

Ex: 27" × 10" / 5 = 54 oz.

### PREMIUM TIRE SEALANT

- Instantly seals and repairs rim, bead leaks, and punctures up to 0.64 cm on standard tires, and 1.9 cm on heavy ply tires
- Helps maintain air pressure for the life of the tire
- Helps seal the tire bead against the wheel
- 100% water soluble for easy cleanup
- Will not rust, corrode, or pit wheels
- Creates permanent repair
- Remains fluid and effective in temperatures down to -43° C
- Easily installed through existing tire valve stem with valve core removed

» 946 mL • 2830484                      » 208 LITER • 2830489  
» 3.8 LITER • 2830485                      » 1041 LITER • 2830488  
» 19 LITER • 2830486  
» 19 LITER PUMP • 2830487

24 X 7 COVERAGE | BE PREPARED FOR ANYTHING

## SHOP ACCESSORIES



### POLARIS X3 CREEPER

- Three positions: flat, 45-degree angle or seated work stool
- Helps you perform any repair with ease
- Stay dry and warm away from cold, wet cement floors
- Easily stores away when not in use

» BLACK • 2830429



### POLARIS MAGNETIC PARTS TRAY

» SILVER • 2830432



### POLARIS 8.4 cm TELESCOPIC MAGNET

» BLACK • 2830435



### POLARIS 30.5 cm HI-TORQUE RATCHETING DRIVER

» BLACK / BLUE • 2830434



### POLARIS LED POCKET FLASHLIGHT

» BLACK • 2830436



# CV BOOT REPAIR KIT

- A quick trail side fix to increase trail time
- The flexible and durable boot material expands over a cone tool for CV boot repairs, without disassembling CV axles
- Universal fit – works as a temporary fix for most powersports axles
- All components fit inside the cone, and a cover is provided for compact durable storage
- Easily fits in a cargo box, attached to the roll cage, in the glovebox, or many other storage locations



Items shown are contained inside cone

## UTV CV BOOT REPAIR KIT

- Kit includes the following items:
  - (1) Expandable XL CV Boot
  - (1) Reusable Cone Tool
  - (2) CV Boot Clamps
  - (1) Tube of Silicone Lube
  - (1) Grease Packet
  - (1) Cone Cover
- » 2830526

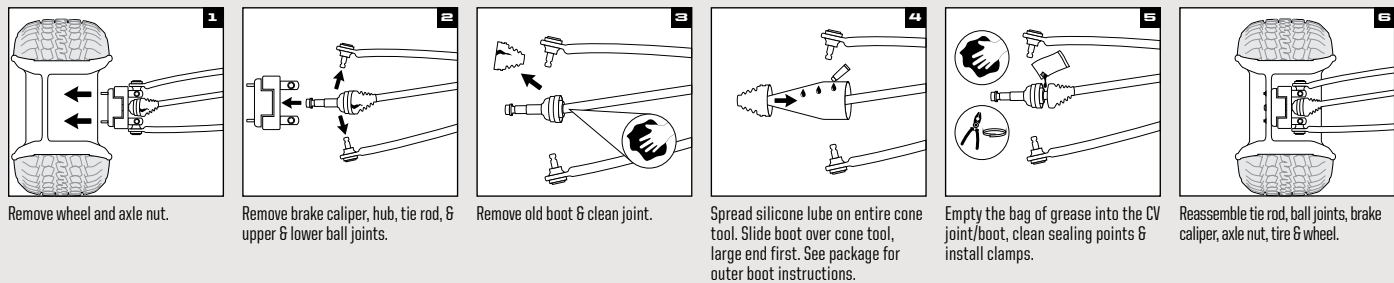
## UTV TRAIL BOOT ONLY

» 2830527

## ATV

- » CV REPAIR KIT 2830528
- » TRAIL BOOT ONLY 2830529

## HOW TO INSTALL



Refer to your service manual for further instructions and torque specifications.  
\*Designed for temporary CV boot repair. Purchase the OEM CV Boot for a permanent repair.

# KEEP IT CLEAN

## VEHICLE

## SHINE

### MUD SHIELD PRE-TREATMENT

- Inhibits the adhesion of dirt, mud, and snow, making cleaning your vehicle faster and easier.

» 473 mL AEROSOL



### POLARIS POLISH

- Easy protection and shine—spray on, wipe off, and go. For ideal use on painted and plastic surfaces. Contains carnauba wax.

» 335 mL



### VEHICLE & EQUIPMENT WASH

- Concentrated professional grade formula powers through vehicle buildup, dirt and grease with a spot-free rinse. Treat up to 121 L Biodegradable product.

» 3.8 L • 2830417

» 19 L • 2830422



## SHOP

### POLARIS SHOP TOWELS

» 200 CT WITH DISPENSER (SHOWN) 2830402

» 200 CT REFILL • 2830403

» 64 CT REFILL • 2830440



### POLARIS HEAVY-DUTY SCRUBBER WIPES

» 90 CT • 2830441



### ALL-PURPOSE CLEANER PLUS

- Professional-grade formula removes built-up stains from shop floors, work benches, and other hard surfaces. VOC-free, environmentally-friendly, and biodegradable.

» 3.8 L • 2830414

» 19 L • 2830416



### HD CLEANER & DEGREASER

- Professional-grade, biodegradable, high-foaming formula dissolves and removes tough stains and soils.

» 3.8 L • 2830418

» 19 L • 2830420



## TRAILERING



### CALIBER RAMP PRO

- Designed for ATVs and UTVs up to 127 cm wide
  - Integrated grip glides for ultimate traction
  - Folding sides for easy transportation & storing
- » 132 cm x 229 cm • 2884576




### ALUMINUM ARCHED LOADING RAMPS

- » 193 cm x 30.5 cm • 907 kg • 2875384
- » 224 cm x 30.5 cm • 1361 kg • 2875386



### LIGHTWEIGHT TRI-FOLD RAMPS

- Ramp folds up for transport
  - Capacity for up to 680.7 kg
  - Safety straps included
- » 183 cm x 130 cm • 2875385
- » 208 cm x 130 cm • 2875860

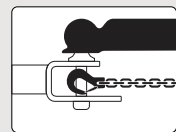


### FOLDING ALUMINUM ARCHED RAMPS

- Ramp folds up for transport
  - Capacity up to 1361 kg
  - Safety straps included
- » 224 cm x 30.5 cm • 2875387

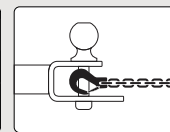
## HITCHES

### 3:1 HITCHES VERSATILE 3 IN 1 FUNCTIONALITY

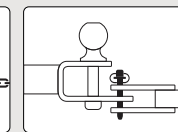


BALL

- Ball, pin and hook design
- Durable, rust resistant steel with black powdercoated finish



HOOK



PIN

- Removable ball
- HD 1.6 cm pin and clip



### HITCH WITH 5 cm BALL

- » 5 cm x 5 cm RECEIVER 2830522
- » 3 cm x 3 cm RECEIVER 2830523



### 4.8 cm BALL

- 4.8 cm replacement ball for hitch
  - Designed to work with 3:1 Hitch
- » 2830524



### 5 cm HITCH BALL MOUNT

- » 5 cm RECEIVER TONGUE 2875320
- » FRONT HITCH RECEIVER 2878846



### TRAILER BALL 1.9 cm SHANK

- » 5 cm BALL • 2877603
- » 4.8 cm BALL • 2877602



### 5.1 cm x 9.1 m RECOVERY STRAP

- 8,165 kg Breaking Strength / 4,082 kg Max. Vehicle Weight
  - Built in strap wrap - easy storage
  - Loops sewn in to webbing
  - 1 Strap bag
- » 2884033



### 3.8 cm x 4.6 m 2495 kg RATCHET STRAP

- Heavy duty webbing
  - 2495 kg Maximum Load / 831 kg Working Load
  - 2 Pack
- » 2884031



### 5.1 cm x 6.1 m 4536 kg RATCHET STRAP

- Heavy duty webbing
  - 4,536 kg Maximum Load / 1,497 kg Working Load
  - Floating D-Rings
  - Double J-Hooks
- » 2884032



### SHOCK STRAPS

- 3.8 cm 1,361 kg breaking strength
  - Keeps tension on tie-down straps to secure load
  - 2 Pack
- » 2883296 3.8 cm x 4.5 m
- » 2883295 3.8 cm x 2 m

## COVERS

### 2-SEAT & CREW TRAILERING COVERS

- » 2880632 • 570/500/EV XP 1000 '16-18, EV '15-20, 570 '15-20, 500 '17-20
- » 2880633 • 570 CREW CREW 570-4 '15-20



### 3-SEAT & CREW TRAILERING COVERS

- » 2883419 • XP 1000 XP 1000 '17-21, 1000 '20-21
- » 2883840 • CREW XP 1000/900/DIESEL XP 1000 '18, CREW XP 1000 '17-21, CREW 1000 '20-21
- » 2882160 • POLARIS PURSUIT CAMO SxS FIELD COVER XP 1000 '14-21, EV '11-21, 570 FULL-SIZE '17-21, 570 '14-21, 500 '11-21, 1000 '20-21





<div><div>NEW</div><div>P2000i</div><div>Inverter Generator</div></div> <div>2830532</div>	1600	2000	16.7	7.6	62
	Running Watts	Starting Watts	Max Amps at 120V	Run Time at 25% Load w/ Smart Throttle (hrs)	Noise Level at 25% Load (dBA)

FEATURES



Extension Cord ManagementMulti Functional Digital Display



Illuminated Control PanelMulti Handle Design



Parallel Capable

BEST USED FOR



Tailgating



Off-Grid



Camping



ACCESSORIES	2830536	INVERTER PARALLEL KIT	2884865	HIGH ALTITUDE MODIFICATION KIT
	2830540		2879383	
		ALL WEATHER COVER		GENERATOR OIL



<div><div>NEW</div><div>P3200iE</div><div>Inverter Generator</div></div> <div>2830533</div>	2800	3200	23.3	10.1	67
	Running Watts	Starting Watts	Max Amps at 120V	Run Time at 25% Load w/ Smart Throttle (hrs)	Noise Level at 25% Load (dBA)

FEATURES



Key Fob Remote StartMulti Functional Digital Display



Fuel GaugeExtension Cord Management



Parallel Capable

BEST USED FOR



DIY Remodeling



One Room Backup



Camping



ACCESSORIES	2830536	INVERTER PARALLEL KIT	2884866	HIGH ALTITUDE MODIFICATION KIT
	2830541		2879383	
		ALL WEATHER COVER		GENERATOR OIL

POLARIS POWER is a registered trademark of Polaris Industries Inc. Read, understand and follow your owner's manual. Never operate a generator indoors. Generator exhaust contains carbon monoxide vapors and exposure can result in severe injury or death. Gasoline is highly flammable and explosive under certain conditions. Always use extreme care whenever handling gasoline.







RIDING GEAR



OFF-ROAD RIDING JERSEYS  
S-3XL

- Mesh ventilated panels for maximum airflow
- Elastic sleeves with non-restrictive cuffs

OFF-ROAD RIDING GLOVES  
S-3XL

- Adjustable wrist closure for a custom fit
- Silicon finger grips and neoprene knuckle protection

YOUTH JERSEY  
S-XL

MULTICOLOR | 2860652  
BLUE | 2860651



BLACK  
JERSEY | 2860646  
GLOVE | 2860641

BLUE/LIME  
JERSEY | 2860647  
GLOVE | 2860642

MULTICOLOR  
JERSEY | 2860648  
GLOVE | 2860643

NAVY/PINK  
JERSEY | 2860649  
GLOVE | 2860644

RED  
JERSEY | 2860650  
GLOVE | 2860645

TEKVEST  
ULTIMATE PROTECTION



TEKVEST SUPERSOFT  
S-3XL | 2862190

- Zip-off fleece collar diffuses rising body heat to reduce fogging
- Drop-tail design for extended coverage
- 2-stage pockets



TEKVEST FREESTYLE  
S-3XL | 2862189

- Strong, protective ultra high molecular weight panels cover shoulders
- Front and rear mesh panels promote cooling airflow



TEKVEST YOUTH  
70-100 lbs | 2862191

- Adjustable side straps and arm straps
- Strong, protective ultra high molecular weight panels cover shoulders

COOLING SHIRTS

MEN'S LONG SLEEVE  
COOLING SHIRT  
S-3XL | 2860638



WOMEN'S LONG SLEEVE  
COOLING SHIRT  
S-3XL | 2860640



FABRIC TECHNOLOGY DESIGNED TO KEEP YOU COOL

Cooling fabric designed with sun protection in mind. Our chemical-free fabric Coolcore reduces the surface temperature on our cooling shirt up to 30%, so you don't overheat. It carries a 50 Ultraviolet Protection Factor rating, the highest attainable, blocking 98% of harmful UV rays.

SHORT SLEEVE COOLING SHIRTS

MEN'S  
S-3XL | 2860634

WOMEN'S  
S-3XL | 2860636

OUTERWEAR  
BUILT TO  
WORK HARD  
& PLAY HARD

RAIN SUIT



RAIN JACKET  
GRAY  
S-3XL | 2869527

RAIN PANTS  
GRAY  
S-3XL | 2869528

- 100% waterproof lightweight and packable nylon
- YKK Zippers
- Rain jacket has removable hood





RED/BLACK  
XS-4XL  
2861470



[ALTITUDE]



BLACK  
XS-4XL  
2861469



BLACK/RED  
XS-4XL  
2861472



CARBON FIBER  
BLACK/LIME  
XS-4XL | 2861473

NEW

509 ALTITUDE 2.0 HELMET

Lightweight Design, performance-infused style and features with all-day comfort

SHELL

- Strong, lightweight construction of carbon fiber or fiber glass

WEIGHT

- Composite as low as 1,260g
- Carbon fiber as low as 1,150g

FEATURES

- Superior fit for all-day comfort
- Removable Pro Series breath box provides excellent ventilation and air flow
- One-piece eye-port creates draft-free seal with 509 goggles
- Magnetic Fidlock chin-strap technology and integrated GoPro mount
- DOT- and ECE 22.05-approved



GOGGLES



BLACK  
2868669



RED  
2868670



LIME  
2868671



BLUE  
2868667

KINGPIN 509 DIRT GOGGLE

Premium Materials, attractive price

FEATURES

- Oversized spherical lens delivers optimal peripheral vision
- Metal tear off posts provide strength and durability
- Quick-change technology allows you to run the best lens tint for conditions



ORANGE  
2868668



[TENACITY]



BLACK  
XS-2XL  
2861557



BLACK/GRAY  
XS-2XL  
2861558



BLACK/WHITE  
XS-2XL  
2861560



WHITE/RED  
XS-2XL  
2861561



PINK  
XS-2XL  
2861562

NEW

TENACITY 4.0 HELMET

Combination of modern style and premium protection with incredible value

SHELL

- Shock-resistant, injection-molded thermoplastic

WEIGHT

- 1,500g

FEATURES

- Through-flow, full-helmet ventilation
- ProClip quick release chin strap allows you to fasten the chin strap in seconds
- Removable breath box
- Tool-less adjustable roost shield
- Removable, washable liner
- DOT- and ECE 22.05-approved

TRAIL GOGGLE

Clear Vision at a Great Value

FEATURES

- Offers a distortion-free view with anti-scratch, anti-fog and UV-blocking technology
- Large lens opening enables greater peripheral vision



BLACK  
2867917



OUTERWEAR



FORCE JACKET

WINDBREAKER JACKET

NEW  
FORCE JACKET

Versatile, lightweight jacket ideal for layering or wearing as a casual jacket.

MEN'S | S-3XL | 2861432



WOMEN'S  
S-3XL | 2861433

NEW

WINDBREAKER JACKET

Lightweight, windproof jacket that provides protection while riding.

- 100% polyester windproof fabric
- 3 external pockets allow for maximum storage

S-3XL | 2861541



FLANNEL JACKET  
BRONZE  
S-3XL | 2860864

WORK JACKET  
FOREST GREEN  
S-3XL | 2860862



CHARCOAL  
S-3XL | 2860865



NEW  
BLACK  
S-3XL | 2861608

GRAY  
S-3XL | 2860863

WORK JACKET

This warm and rugged jacket was engineered to be tough enough for work yet stylish enough for play.

External features:

- Constructed of Nylon 6, a durable, tear-resistant non-stretch woven fabric
- Coated with Durable Water Repellency (DWR) to provide water-resistance in the elements
- Four external pockets for maximum gear storage

Internal features:

- 80 gram 3M Thinsulate for added warmth
- Built in action back for increased range of motion
- Internal zipper pocket
- Brushed flannel trim



GRAY/BLUE  
S-3XL | 2861439

BLACK  
S-3XL | 2861434

NEW

SOFTSHELL JACKET

Lightweight performance that's surprisingly warm and perfect for everyday wear

- DWR prevents precipitation from saturating the jacket's exterior
- Three external and one internal pocket
- Lined with 280 grams of soft fleece for warmth
- Removable hood and underarm venting



MAROON  
S-3XL | 2861438



BLACK  
S-3XL | 2861437



GRAY  
S-3XL | 2861435



BLACK/BLUE  
S-3XL | 2861436

WOMEN'S

MEN'S



TECH QUARTER ZIP  
PINK  
S-3XL | 2861448

NORTHSTAR MID LAYER  
BLACK/GRAY  
S-3XL | 2869925

NEW

TECH QUARTER ZIP

Excellent for ride layering, comfortable and stylish stand-alone.

WOMEN'S

MEN'S



BLACK  
S-3XL | 2861447



BLUE  
S-3XL | 2861443



BLACK  
S-3XL | 2861442

NORTHSTAR MID LAYER

Breathable fleece mid-layer is perfect for adding warmth or as a stand-alone shirt.



NEW  
BLACK/RED  
S-3XL | 2861445



LIFESTYLE



**NEW**  
**MEN'S ICON HOODIE**  
S-3XL  
BLACK | 2861496  
GREEN | 2861495



**NEW**  
**WOMEN'S TECH HOODIE**  
S-3XL  
GRAY | 2861508  
MAROON | 2861509

HATS & T-SHIRTS



**POLARIS RANGER HAT**  
GRAY S/M | 2869604  
GRAY L/XL | 2869605

**POLARIS RANGER TEE**  
S-3XL  
GRAY | 2869580  
OLIVE | 2869581



**NEW**  
**BADGE TRUCKER HAT**  
One-Size  
GRAY | 2861531  
NAVY | 2861532  
BLACK | 2861533  
PINK | 2861549  
MAROON | 2861537



**NEW**  
**TONAL HAT**  
L/XL  
BLACK | 2861526  
NAVY | 2861525



**NEW**  
**CORE HAT**  
One-Size  
NAVY | 2861523  
BLACK | 2861524




**NEW**  
**CHECKERED HAT**  
One-Size  
NAVY | 2861520  
GRAY | 2861521  
BLACK | 2861522



**NEW**  
**MEN'S CREW SWEATSHIRT**  
S-3XL  
GREEN | 2861498  
NAVY | 2861497



**NEW**  
**WOMEN'S ICON HOODIE**  
S-3XL  
MAROON | 2861507  
BLACK/PINK | 2861506



**NEW**  
**WOMEN'S ALL-IN TEE**  
S-3XL  
BLACK | 2861598  
OLIVE | 2861599



**NEW**  
**MEN'S PERFORMANCE LONG SLEEVE**  
S-3XL  
ROYAL | 2861589  
GRAY | 2861588



**NEW**  
**MEN'S TECH HOODIE**  
S-3XL  
BLACK/BLUE | 2861494  
GRAY | 2861493



**NEW**  
**WOMEN'S CHECKERED HOODIE**  
S-3XL  
BLACK | 2861609  
BLUE | 2861610



**NEW**  
**MEN'S BACK GRAPHIC TEE**  
S-3XL  
GRAY | 2861568  
NAVY | 2861569



**NEW**  
**MEN'S STAMP TEE**  
S-3XL  
GRAY | 2861565  
GREEN | 2861564



CAMO

NEW

STEALTH CAMO HAT  
One-Size  
CAMO | 2861527



NEW

NORTHSTAR MID LAYER  
S-3XL  
CAMO | 2861542



NEW

CAMO SOFTSHELL JACKET  
S-3XL  
CAMO | 2861543



CAMO POLY HOODIE  
S-3XL  
BLACK | 2860718



HUNTER CAMO HOODIE  
S-3XL  
OLIVE | 2868716  
GRAY | 2860728



CAMO FULL ZIP  
S-3XL  
OLIVE | 2869590



MEN'S CAMO TEE  
S-3XL  
GRAY | 2860709  
BLACK | 2860710



CAMO HOODIE  
S-3XL  
WOMEN'S | 2867898  
MEN'S | 2867879



CAMO TRUCKER HAT  
One-Size  
BLACK | 2860613  
PINK | 2860614

GIFTS & BRANDED MERCHANDISE

POLARIS STEEL  
SIGN (26.7 cm x 61 cm)  
2860868

PINT GLASS  
(SET OF 2)  
2860815

POLARIS WOODEN  
COASTERS WITH  
BOTTLE OPENER  
2860869

DRINKWARE



PREMIUM COOZIE  
2860829



NEW  
17oz WATER BOTTLE  
2861611



NEW  
12oz CAMPER MUG  
2861612



NEW  
15oz CAMPFIRE MUG  
2861613

RECREATION/GARAGE



NEW  
EVENT FOLDING CHAIR  
2861617



NEW  
FOLDING TABLE  
2861620



POLARIS WOOD SIGN  
(26.7 cm x 61 cm)  
2860866



NEW  
NECK GAITERS  
One-Size  
CAMO | 2861948  
BLACK | 2861953

COLLECTIBLES



NEW  
KEYCHAIN  
2861614



NEW  
LEATHER KEYCHAIN  
2861616



RANGER FLAG (0.9 m x  
1.5 m)  
2869930



MINI RANGER TOY  
2860820

APPAREL & HELMETS

OUTWEAR &  
PROTECTION

LIFESTYLE & CAPS

CAMO & GIFTS



# ***HARDEST WORKING.***

## ***SMOOTHEST RIDING.***



Availability varies by market, check your local dealer for availability. Never transport a loaded firearm. Verify firearm is unloaded prior to mounting. Please refer to local laws and regulations regarding the requirements for the legal transport of firearms.

Warning: Polaris off-road vehicles can be hazardous to operate and are not intended for on-road use. Driver must be at least 16 years old with a valid driver's license to operate. All riders should always wear helmets, eye protection and protective clothing and footwear. Read, understand and follow your owner's manual. Ride within the limits of your own abilities and never engage in stunt or exhibition driving. Never ride under the influence of drugs or alcohol. All riders should take a safety training course. Call 800-342-3764 for additional information.

Unless noted, trademarks are the property of Polaris Industries Inc. 3M and Thinsulate are registered trademarks of 3M Company. 509 is a registered trademark of Teton Outfitters, LLC. Apple and App Store are registered trademarks of Apple Inc. BatteryMinder is a registered trademark of VDC Electronics Inc. Bluetooth is a registered trademark of Bluetooth Sig, Inc. Browning is registered trademark of BROWNING INTERNATIONAL S.A. Caliber is a trademark of Caliber, Inc. Can-Am and Defender™ are trademarks of Bombardier Recreational Products Inc. CAMSO is a registered trademark of Artic Investments S.A. Carhartt is a registered trademark of Carhartt, Inc. COOLCORE is a registered trademark of COOLCORE LLC. Fidlock is a registered trademark of Fidlock GmbH. FOX is a registered trademark of Fox Factory Inc. Google Play is a registered trademark of Google, Inc. High Lifter™ is a trademark of High Lifter Products, Inc. Homelink is a registered trademark of Johnson Controls Technology Inc. Honda and Pioneer are registered trademarks of Honda Motor Company, Ltd. High Lifter is a registered trademark of High Lifter Products, Inc. Kolpin is a registered trademark of Polaris Industries Inc. Mathews is a registered trademark of MCP IP. MB Quart is a registered trademark of Maxxsonics USA Inc. Otter is a registered trademark of Otter Outdoors, LLC. Rhino Grip is a registered trademark of Polaris Industries, Inc. Rigid is a trademark of JST Performance, LLC d/b/a Rigid Industries LLC. Tiger Drylac is a registered trademark of Tiger Coatings GMBH & CO. KG. TEKVEST is a registered trademark of 1181676 ONTARIO INC. Velcro is a registered trademark of VELCRO BVDA. Yeti is a registered trademark of Yeti Coolers, LLC. YKK is a registered trademark of YKK Corporation. YouTube is a registered trademark of Google, Inc. Prices, Fitment and Availability are subject to change at any moment. Copyright © 2020 Polaris Industries Ind. All rights reserved.

# **POLARIS**

MY21 RANGER APP ACC INTL • 9948071